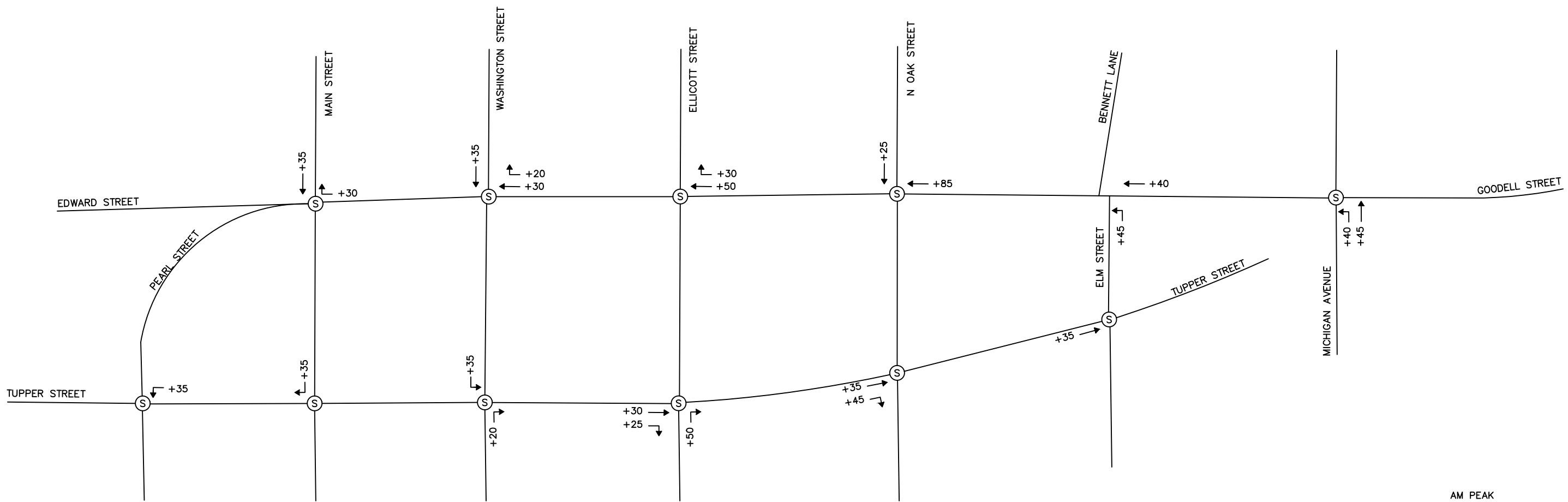
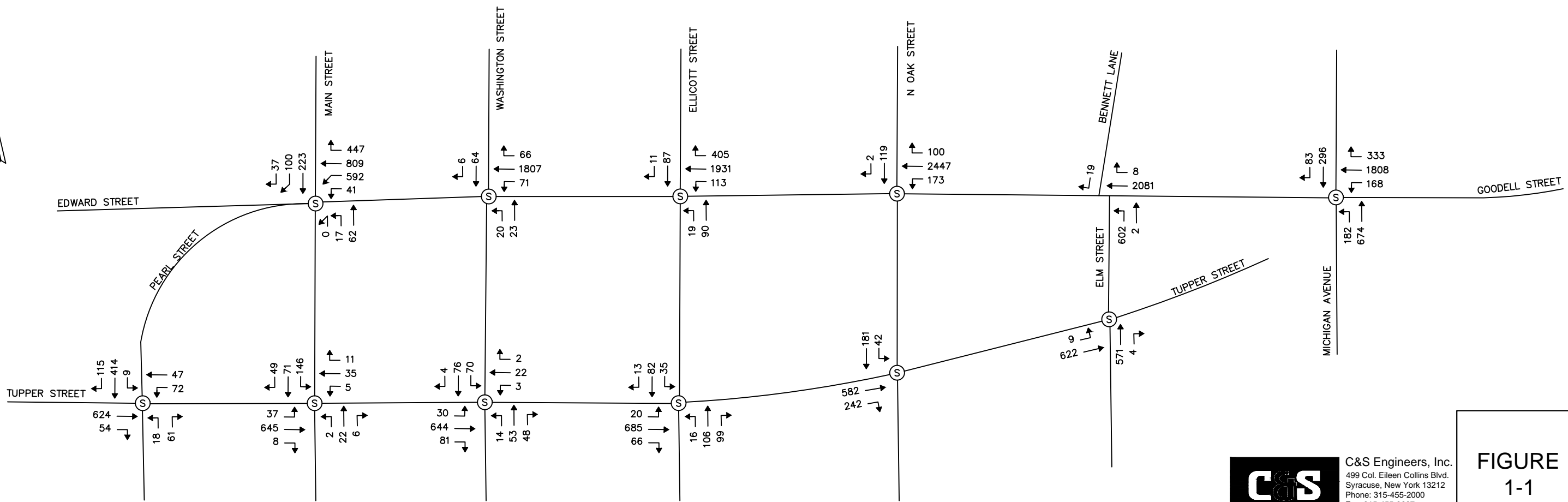


Appendix C – Travel Model & Turning Movement Data



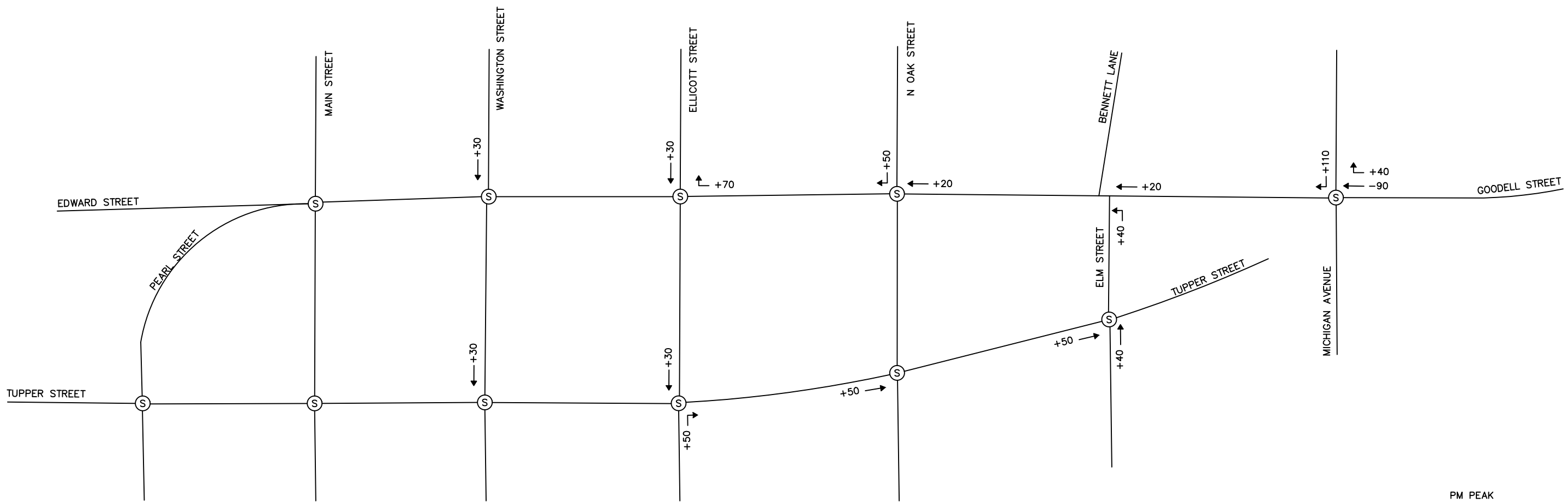
ALT 1 (2025) VERSUS 2018 EXISTING CONDITION INTERSECTION VOLUME CHANGES
 AM PEAK

AM PEAK
 (7:30 AM - 8:30 AM)



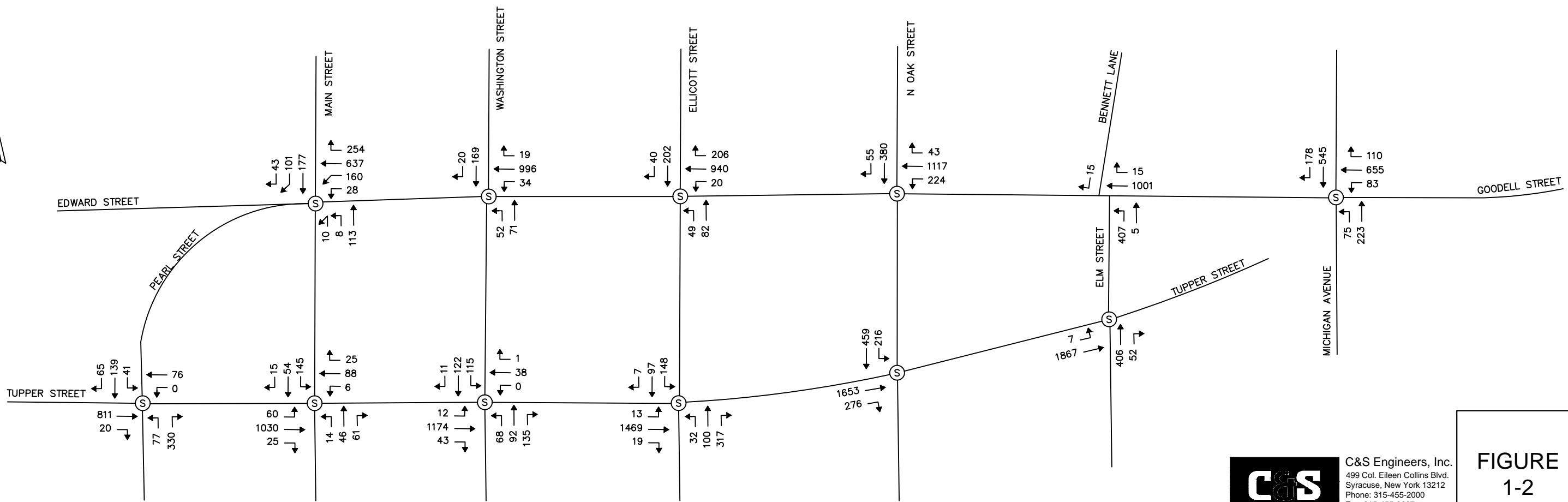
ALT 1 (2025) TURNING MOVEMENT DIAGRAM
 AM PEAK

C&S Engineers, Inc.
 499 Col. Eileen Collins Blvd.
 Syracuse, New York 13212
 Phone: 315-455-2000
 Fax: 315-455-9667
 www.cscos.com



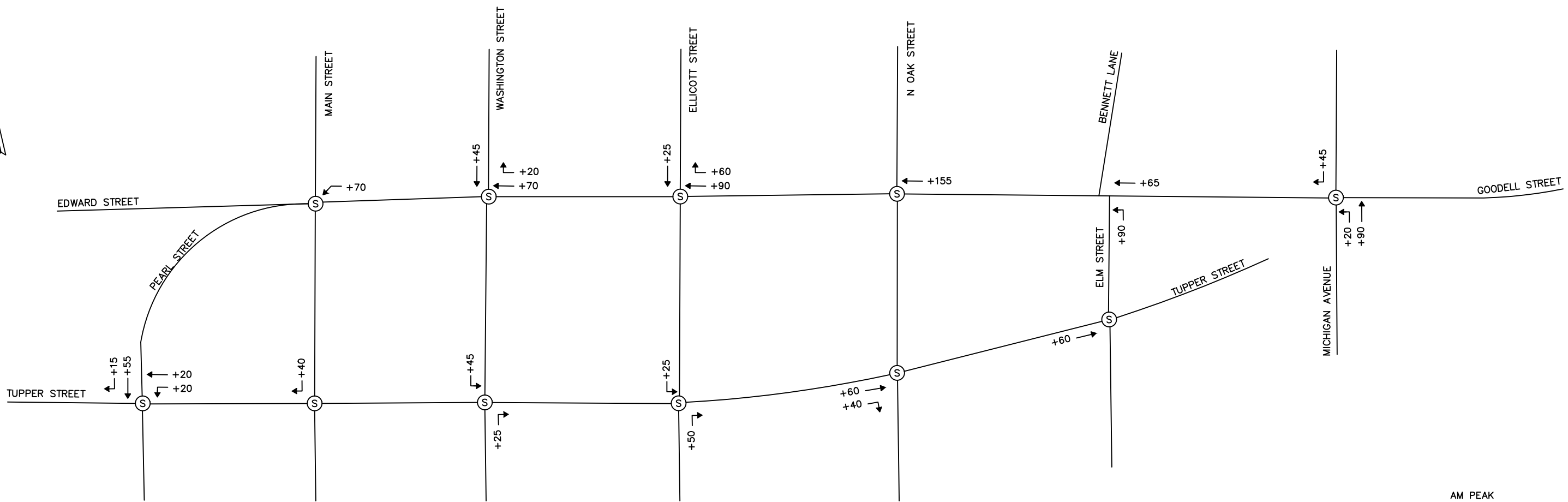
ALT 1 (2025) VERSUS 2018 EXISTING CONDITION INTERSECTION VOLUME CHANGES
 PM PEAK

PM PEAK
 (4:30 PM - 5:30 PM)



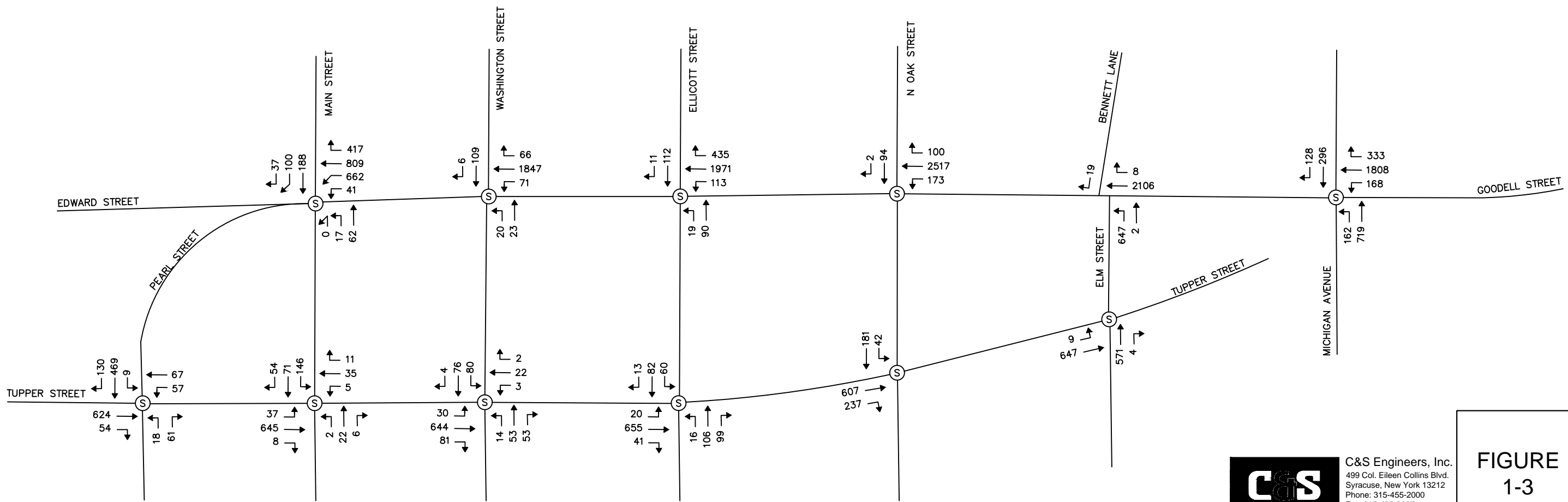
ALT 1 (2025) TURNING MOVEMENT DIAGRAM
 PM PEAK

C&S Engineers, Inc.
 499 Col. Eileen Collins Blvd.
 Syracuse, New York 13212
 Phone: 315-455-2000
 Fax: 315-455-9667
 www.cscos.com



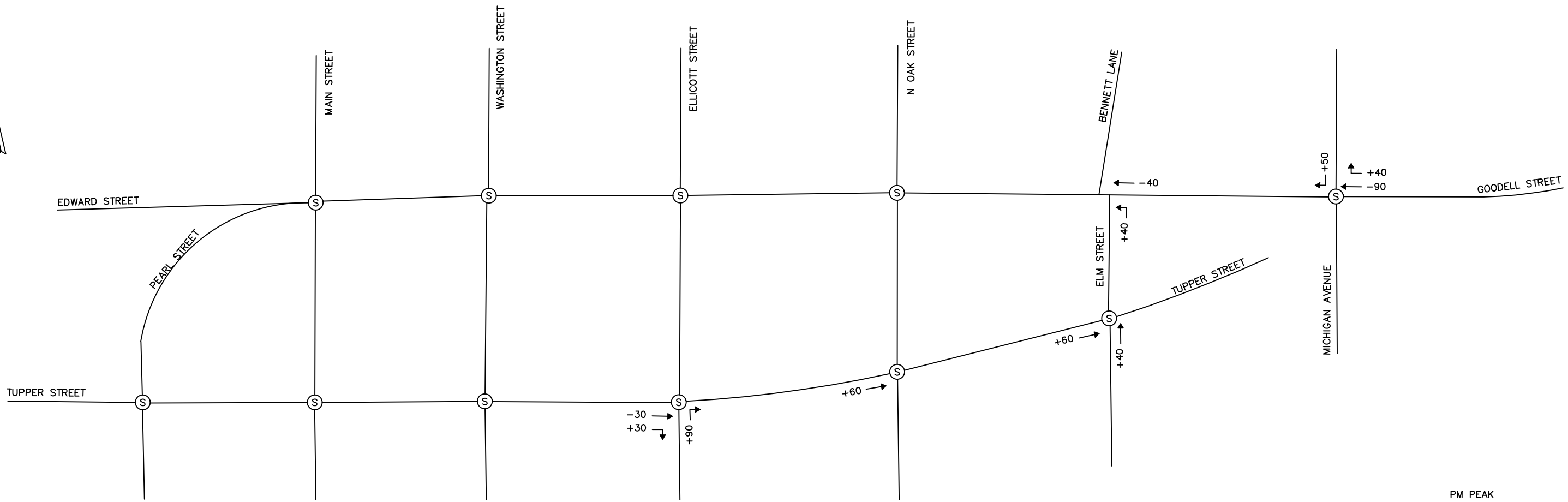
ALT 1 (2045) VERSUS 2018 EXISTING CONDITION INTERSECTION VOLUME CHANGES
 AM PEAK

AM PEAK
 (7:30 AM - 8:30 AM)



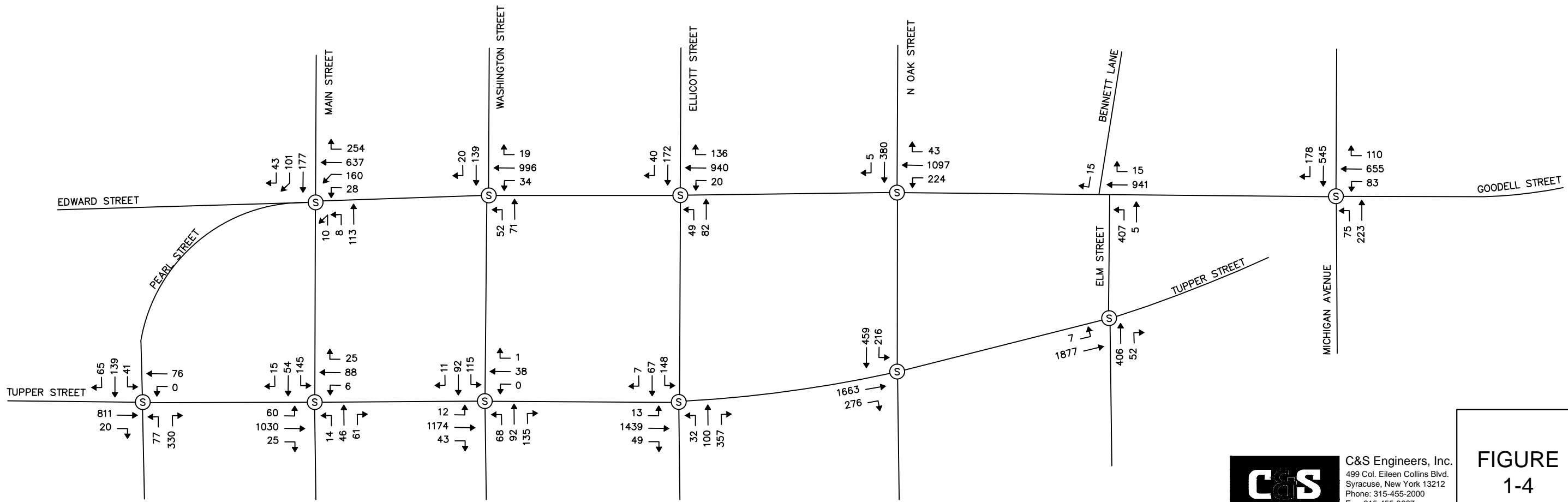
ALT 1 (2045) TURNING MOVEMENT DIAGRAM
 AM PEAK

C&S Engineers, Inc.
 499 Col. Eileen Collins Blvd.
 Syracuse, New York 13212
 Phone: 315-455-2000
 Fax: 315-455-9667
 www.cscos.com



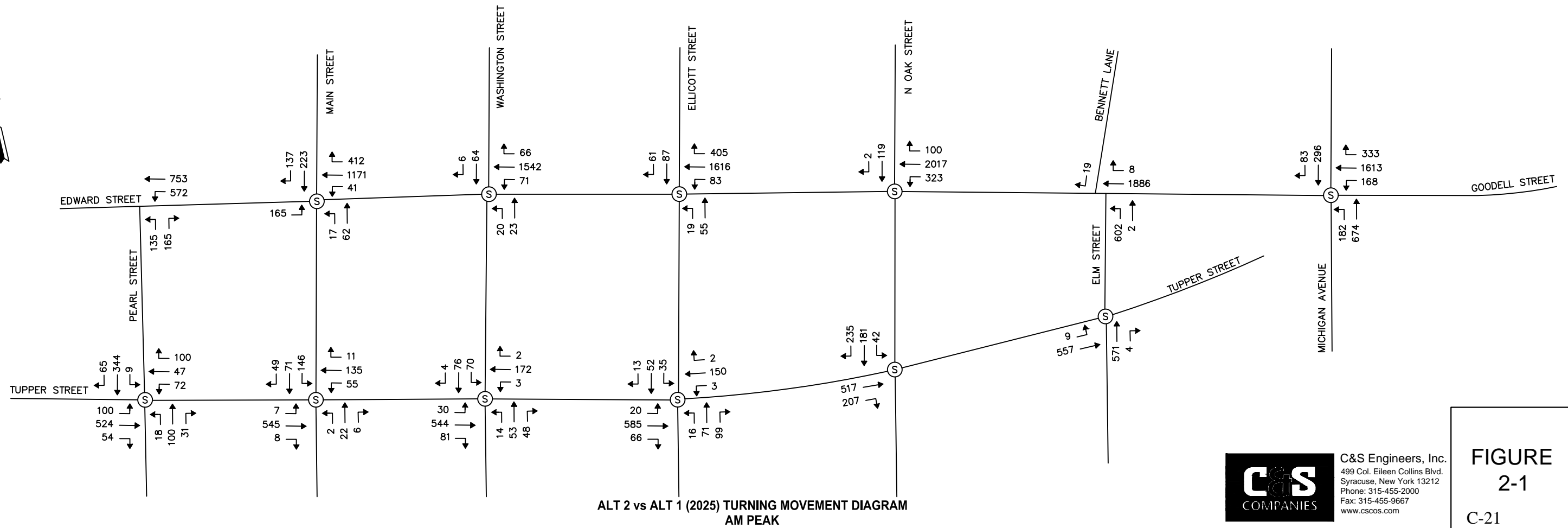
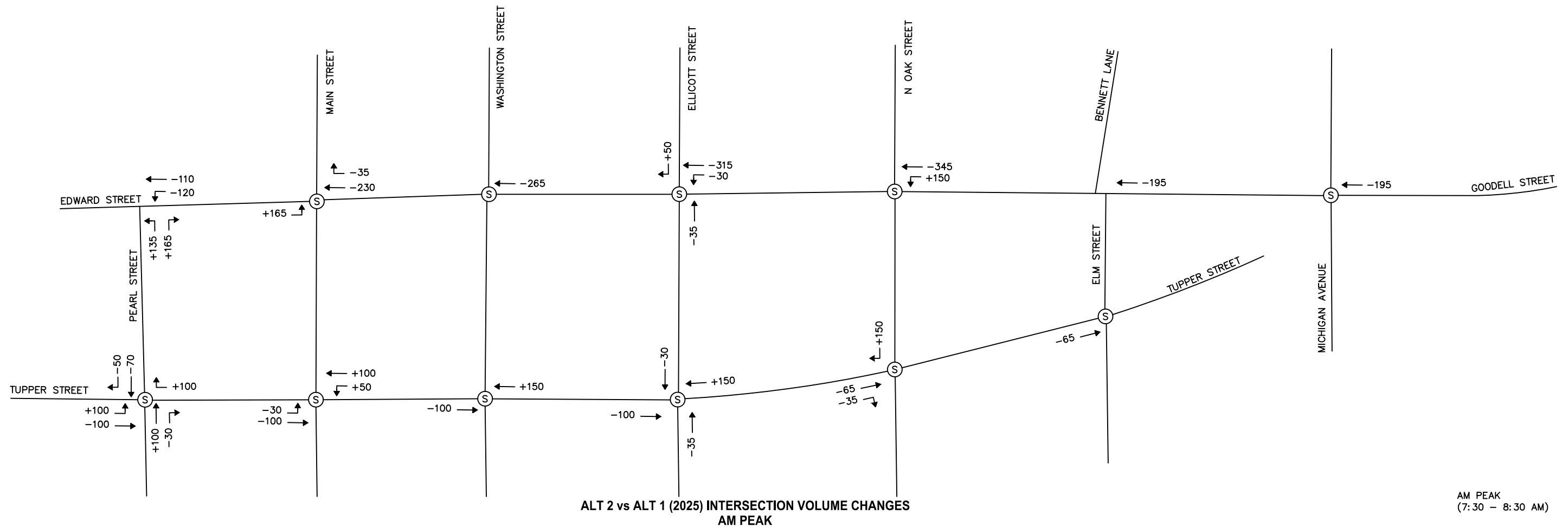
ALT 1 (2045) VERSUS 2018 EXISTING CONDITION INTERSECTION VOLUME CHANGES
 PM PEAK

PM PEAK
 (4:30 PM - 5:30 PM)



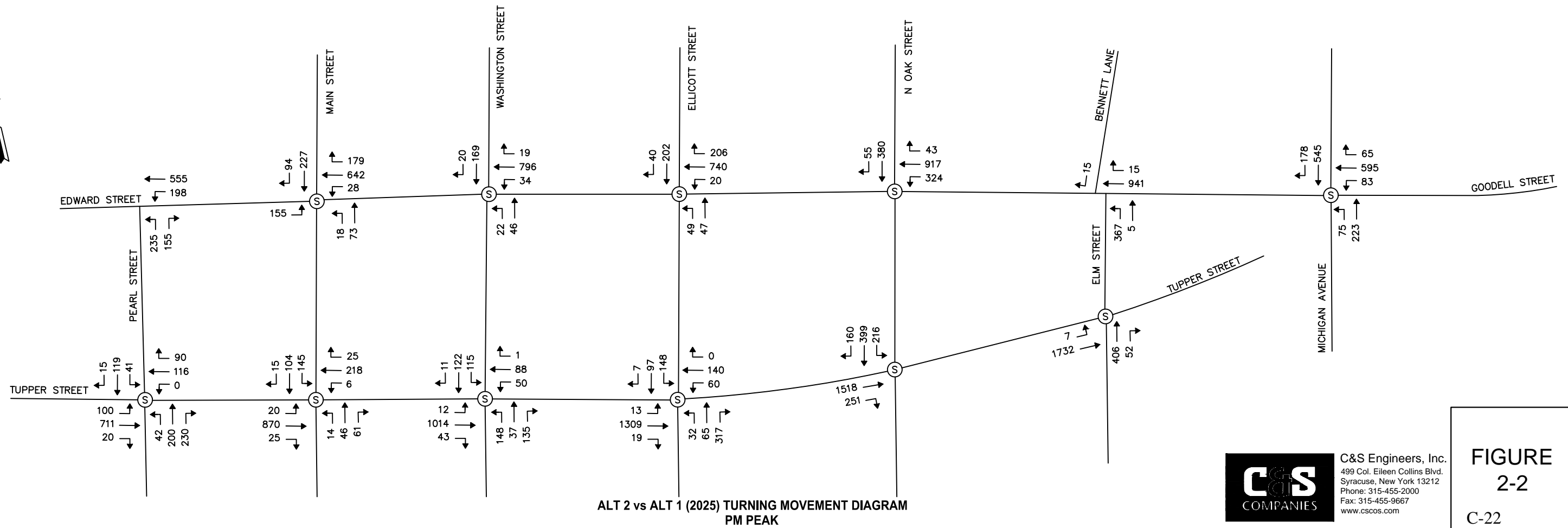
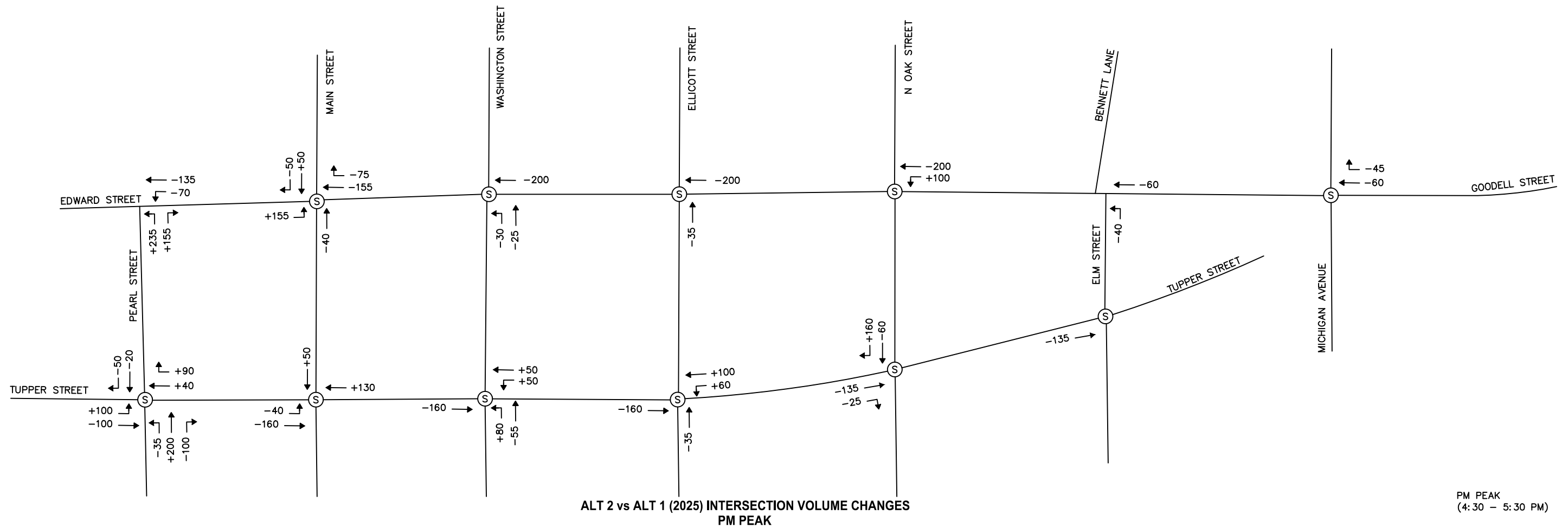
ALT 1 (2045) TURNING MOVEMENT DIAGRAM
 PM PEAK

C&S Engineers, Inc.
 499 Col. Eileen Collins Blvd.
 Syracuse, New York 13212
 Phone: 315-455-2000
 Fax: 315-455-9667
 www.cscos.com



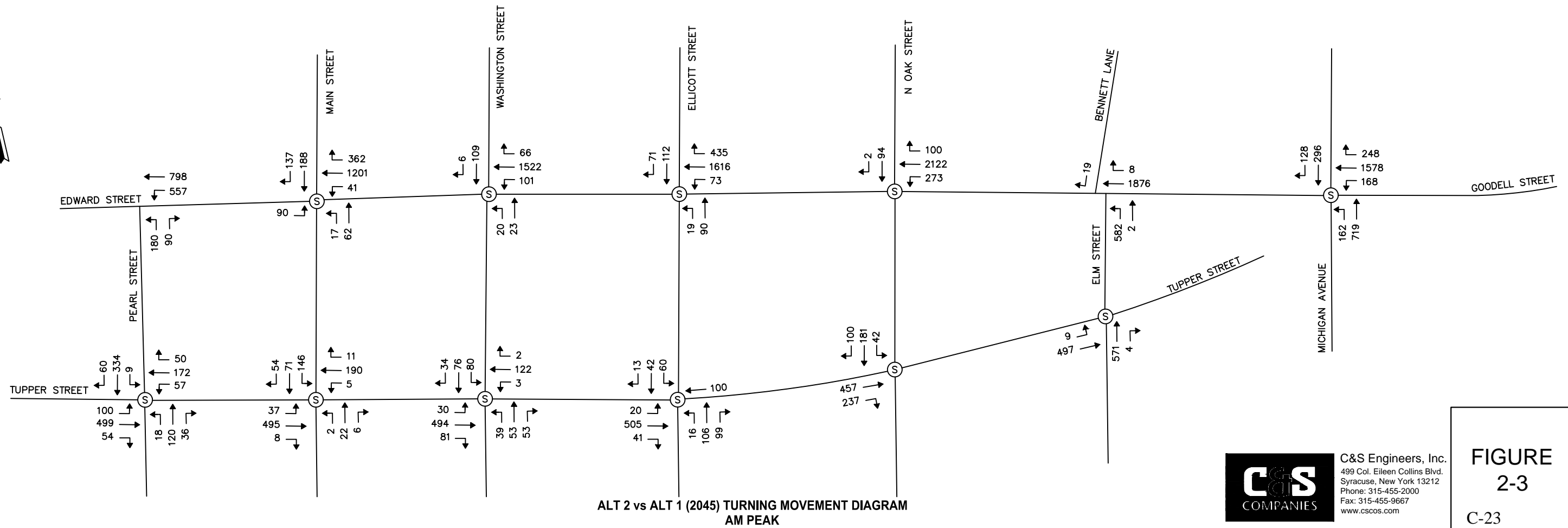
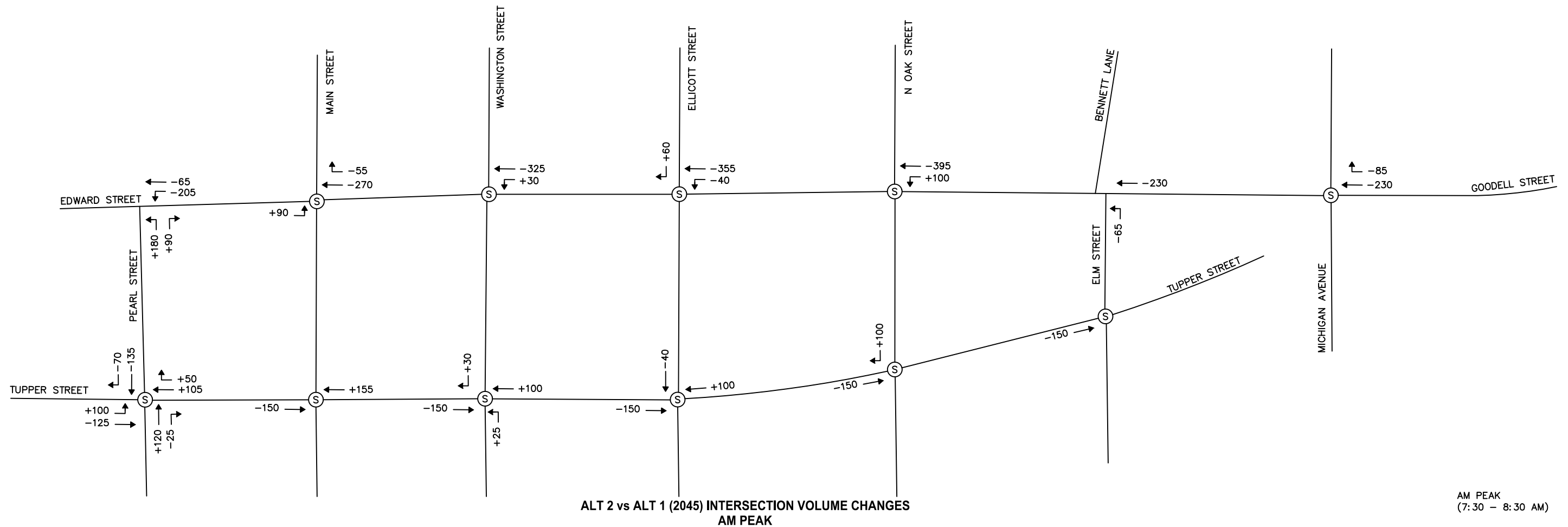
C&S COMPANIES
 C&S Engineers, Inc.
 499 Col. Eileen Collins Blvd.
 Syracuse, New York 13212
 Phone: 315-455-2000
 Fax: 315-455-9667
 www.cscos.com

FIGURE 2-1
 C-21



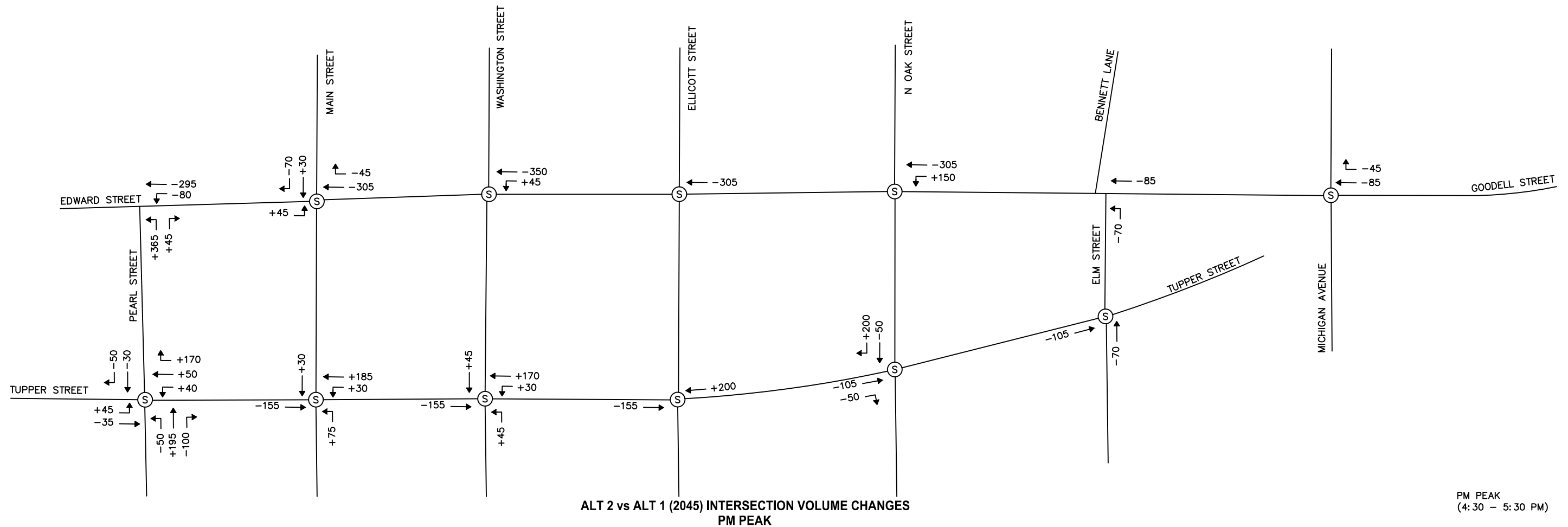
C&S COMPANIES
 C&S Engineers, Inc.
 499 Col. Eileen Collins Blvd.
 Syracuse, New York 13212
 Phone: 315-455-2000
 Fax: 315-455-9667
 www.cscos.com

FIGURE 2-2
 C-22

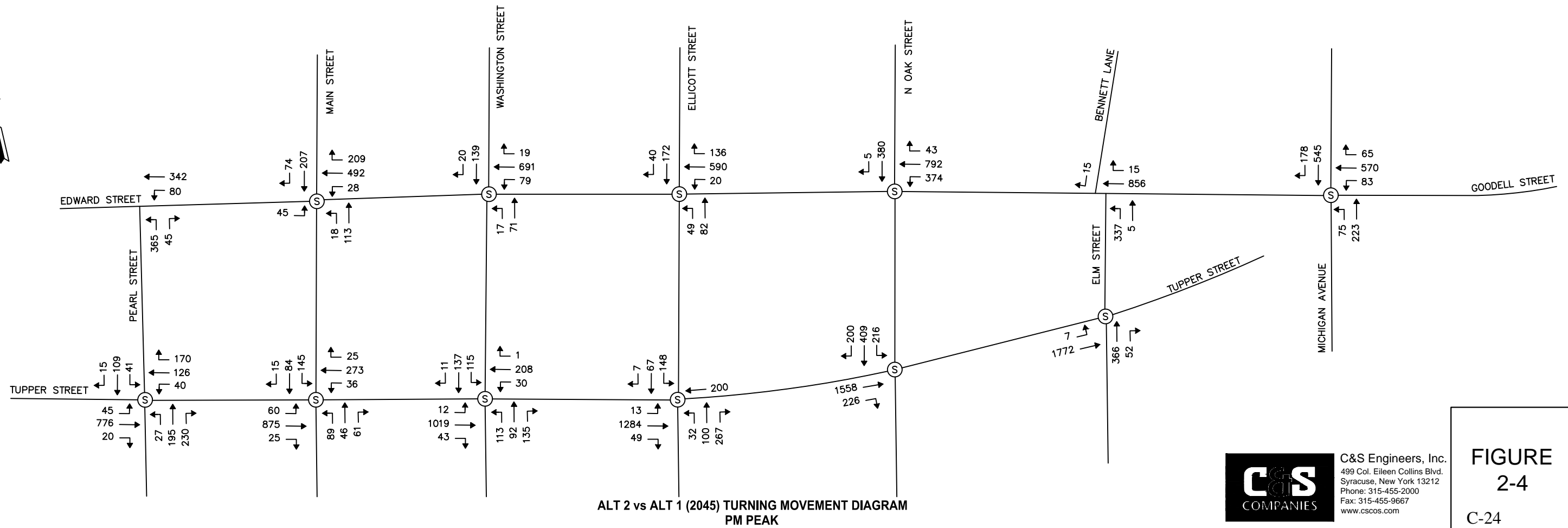


C&S Engineers, Inc.
499 Col. Eileen Collins Blvd.
Syracuse, New York 13212
Phone: 315-455-2000
Fax: 315-455-9667
www.cscos.com

FIGURE 2-3
C-23

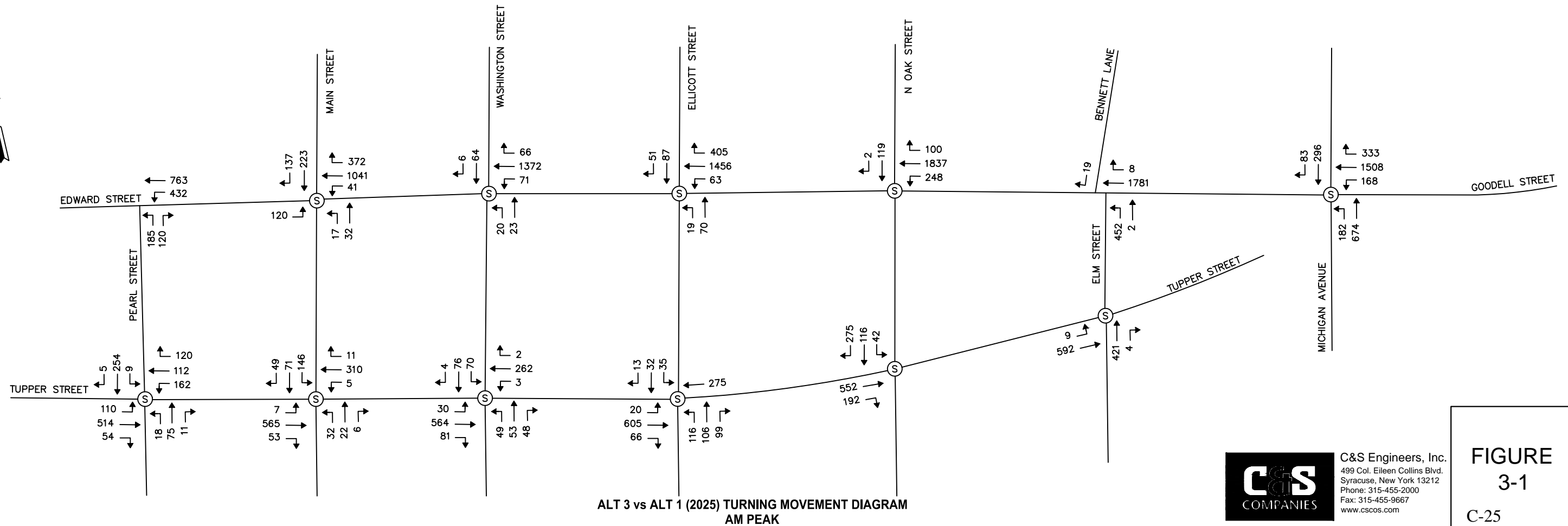
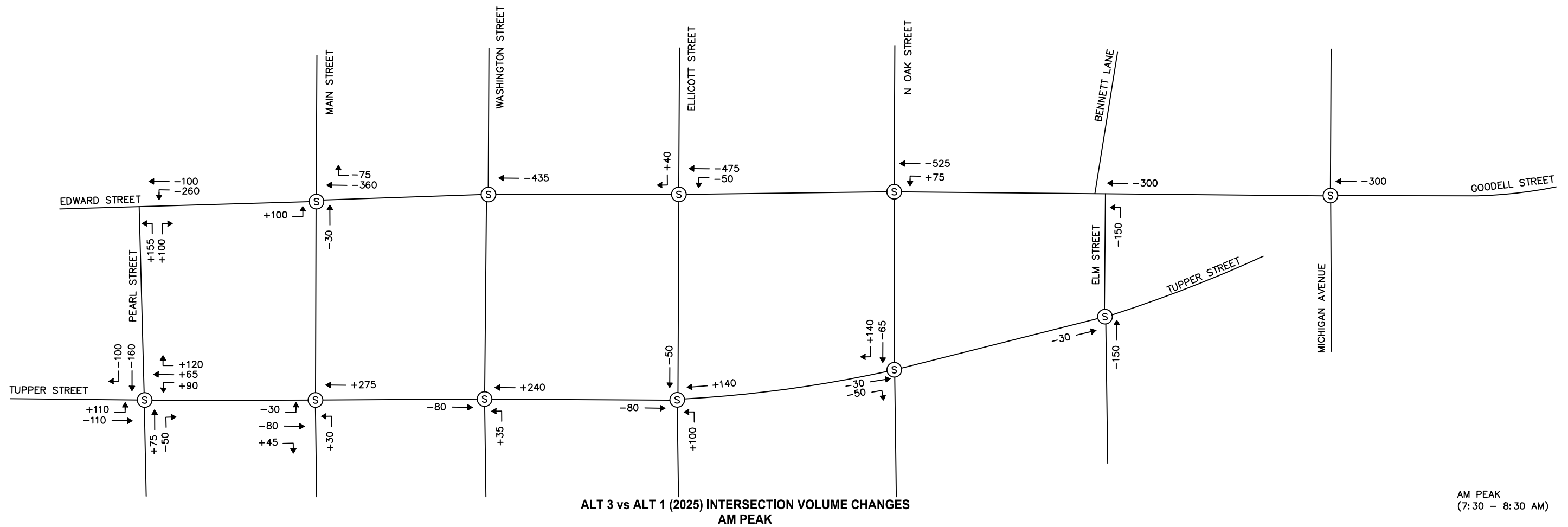


PM PEAK
(4:30 - 5:30 PM)



C&S Engineers, Inc.
499 Col. Eileen Collins Blvd.
Syracuse, New York 13212
Phone: 315-455-2000
Fax: 315-455-9667
www.cscos.com

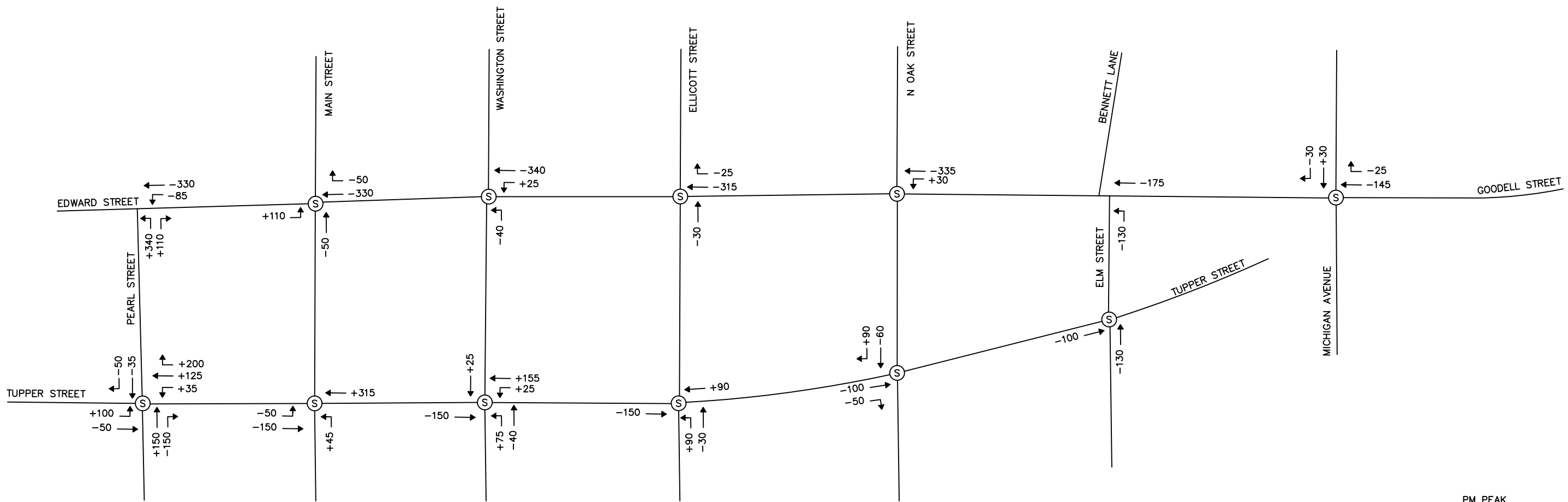
FIGURE
2-4
C-24



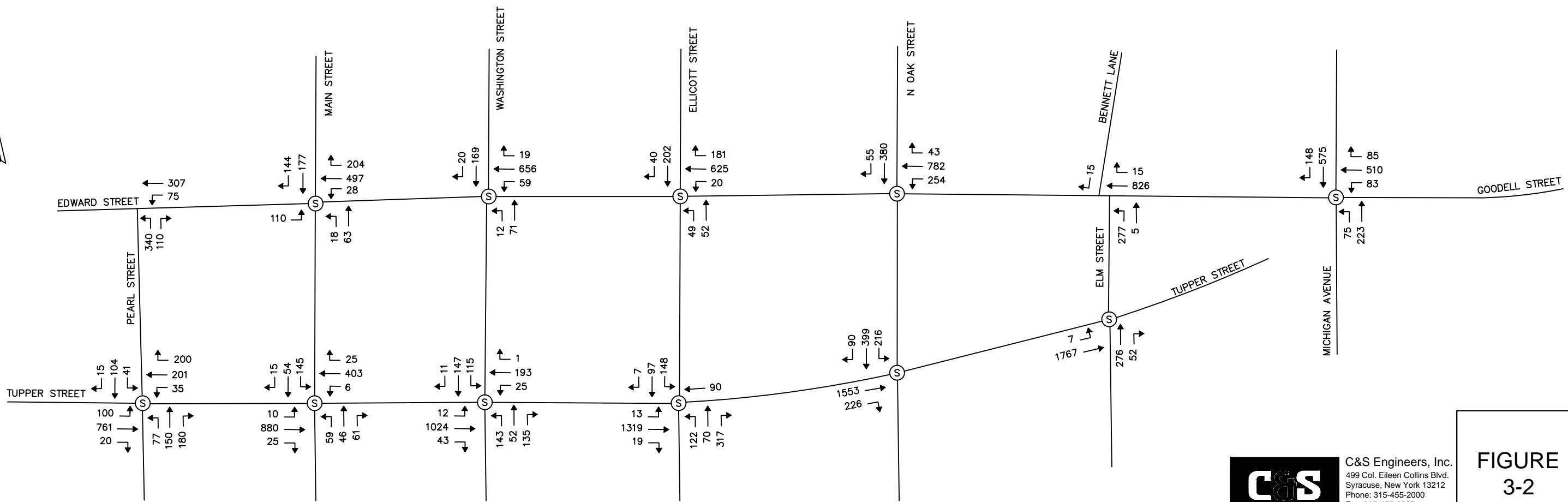
C&S
 COMPANIES

C&S Engineers, Inc.
 499 Col. Eileen Collins Blvd.
 Syracuse, New York 13212
 Phone: 315-455-2000
 Fax: 315-455-9667
 www.cscos.com

FIGURE 3-1
 C-25



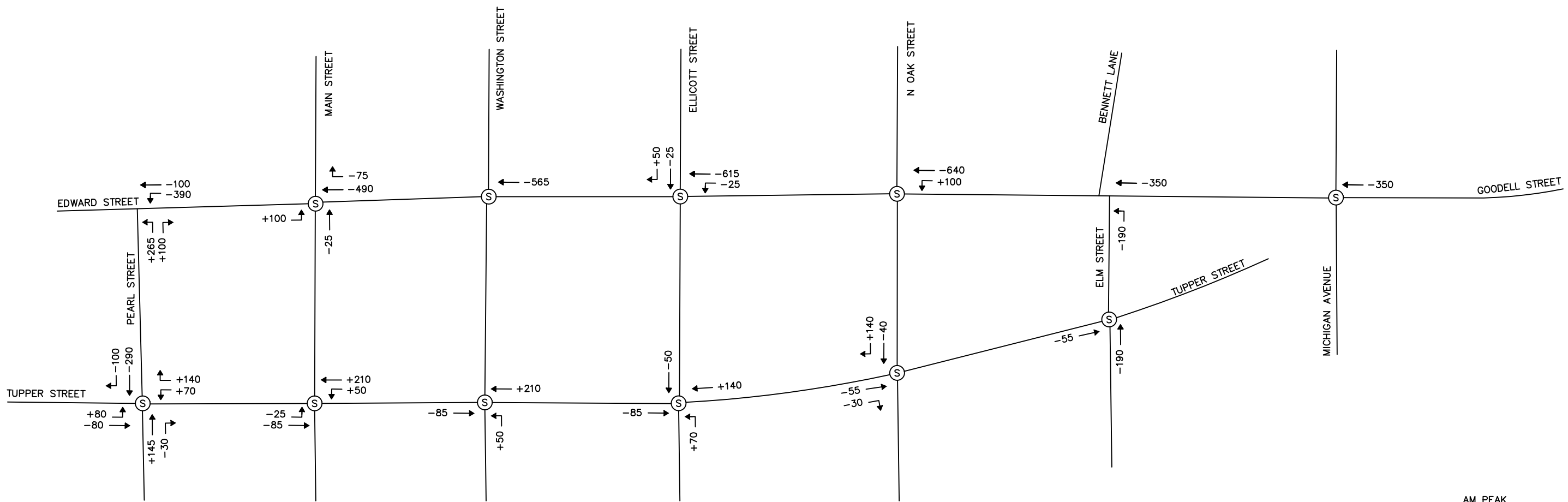
PM PEAK
(4:30 - 5:30 PM)



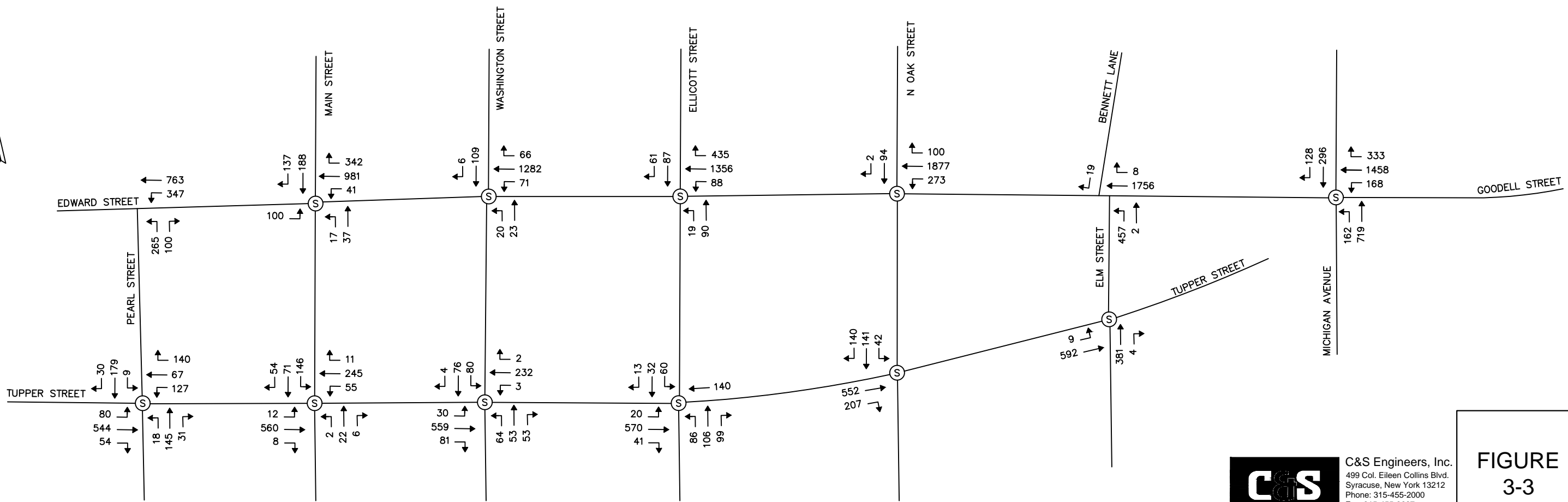
ALT 3 vs ALT 1 (2025) TURNING MOVEMENT DIAGRAM PM PEAK

C&S
 COMPANIES

C&S Engineers, Inc.
 499 Col. Eileen Collins Blvd.
 Syracuse, New York 13212
 Phone: 315-455-2000
 Fax: 315-455-9667
 www.cscos.com



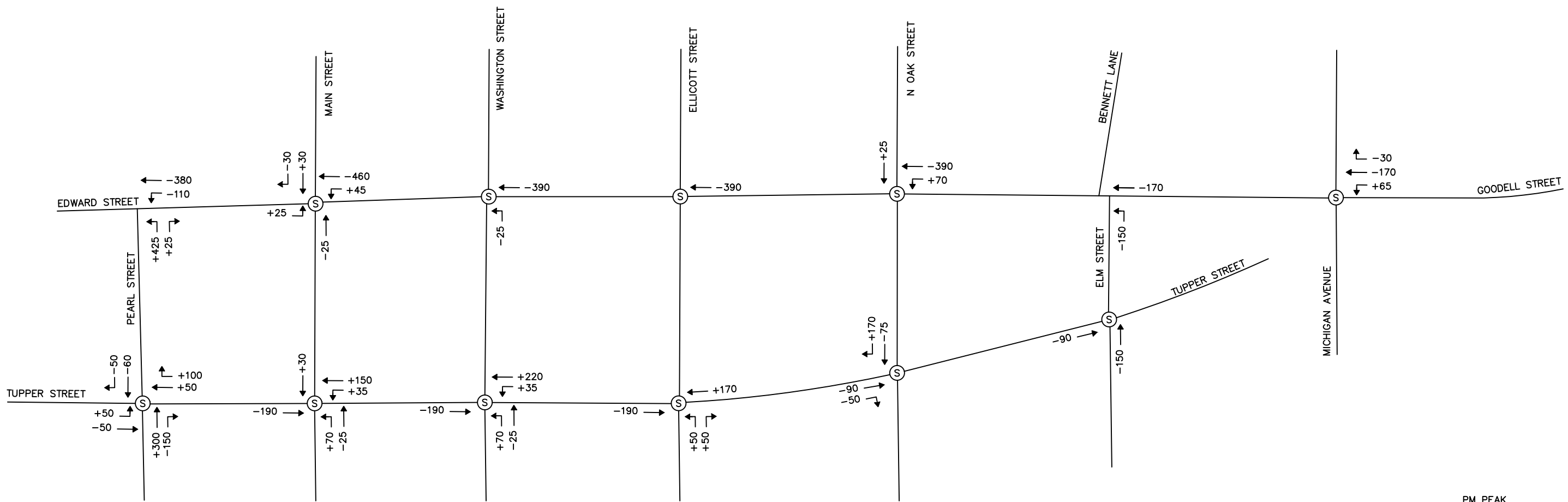
AM PEAK
(7:30 - 8:30 AM)



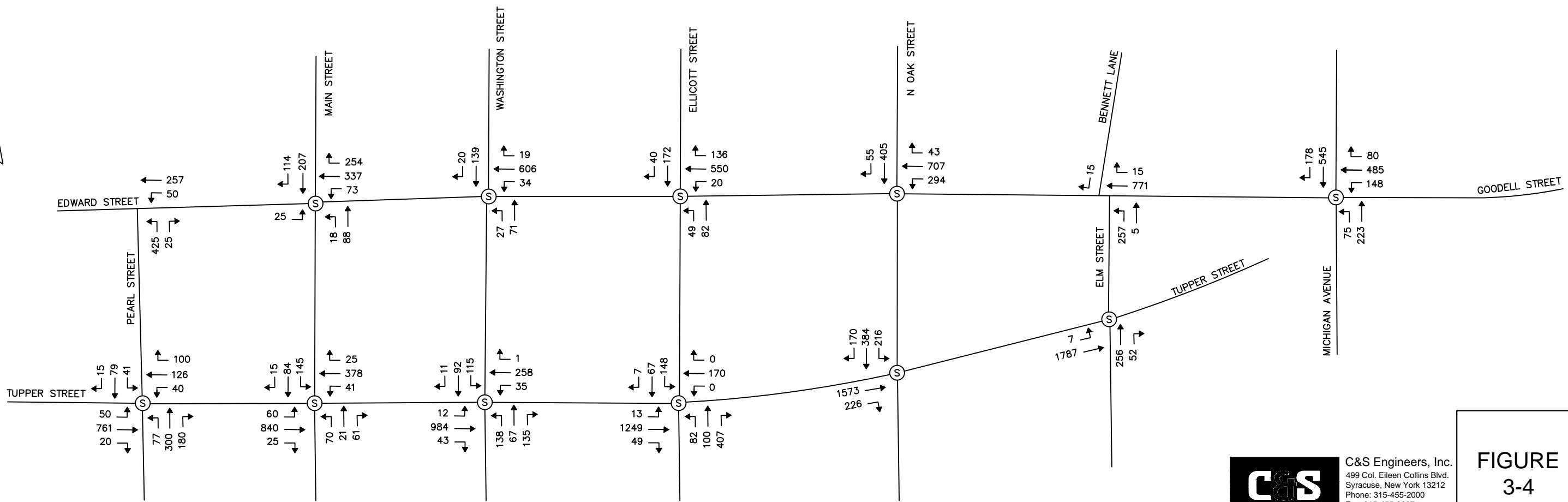
ALT 3 vs ALT 1 (2045) TURNING MOVEMENT DIAGRAM AM PEAK

C&S
COMPANIES

C&S Engineers, Inc.
 499 Col. Eileen Collins Blvd.
 Syracuse, New York 13212
 Phone: 315-455-2000
 Fax: 315-455-9667
 www.cscos.com



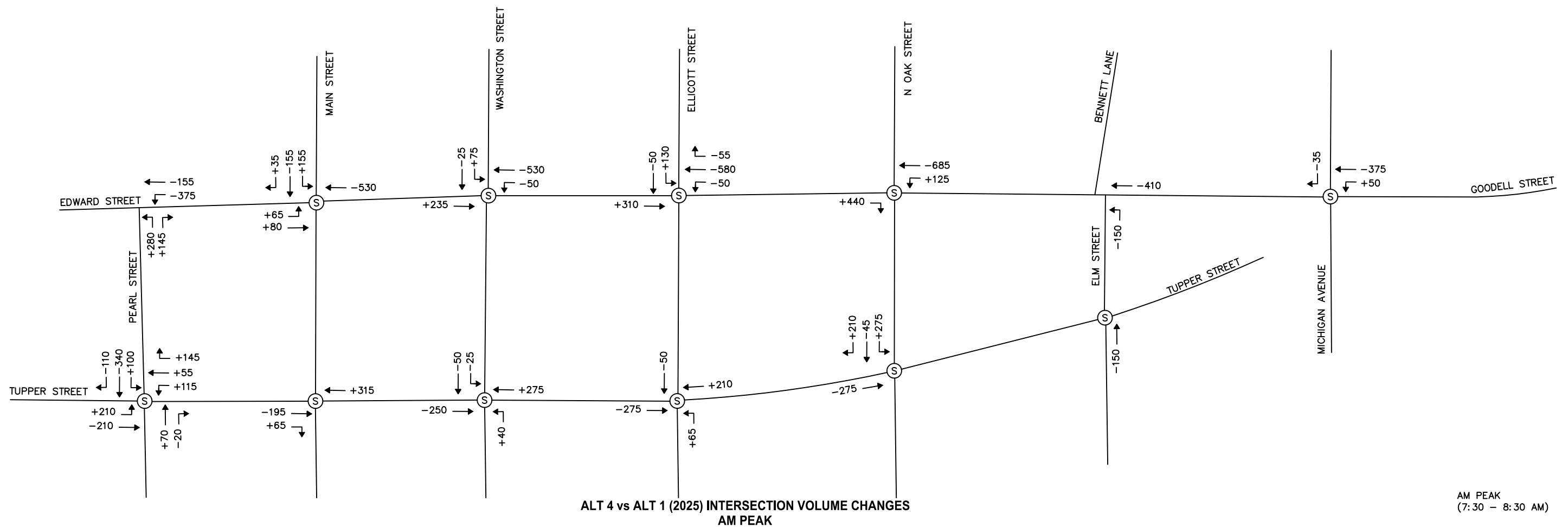
PM PEAK
(4:30 - 5:30 PM)



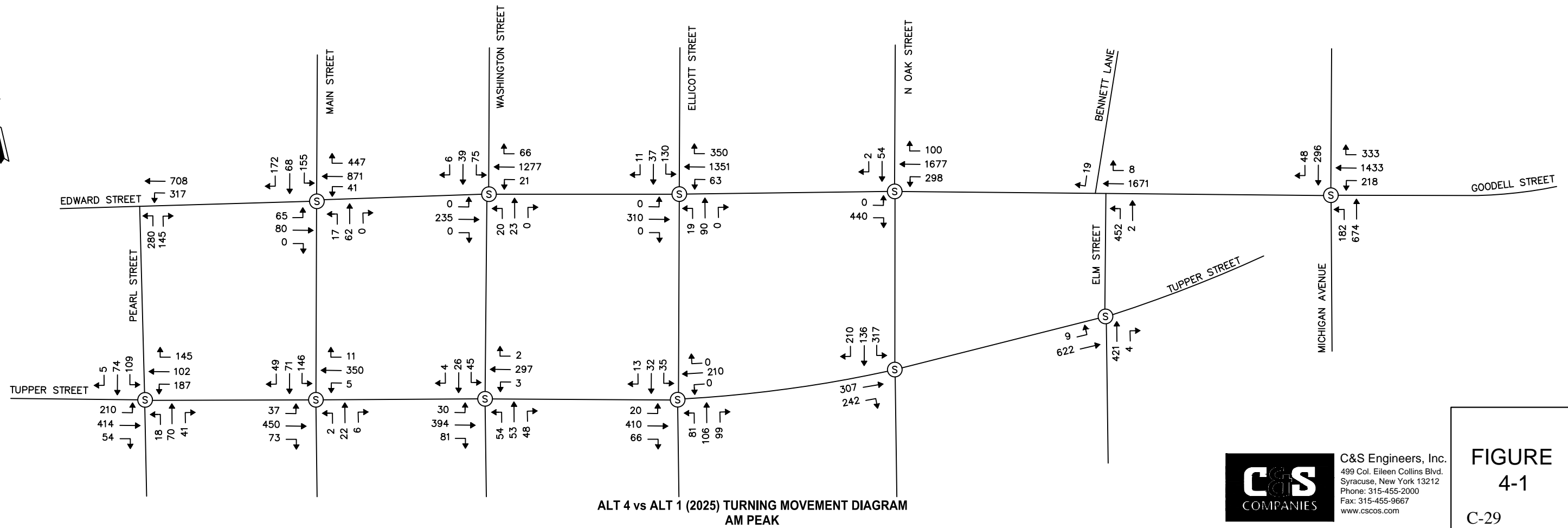
ALT 3 vs ALT 1 (2045) TURNING MOVEMENT DIAGRAM PM PEAK

C&S
 COMPANIES

C&S Engineers, Inc.
 499 Col. Eileen Collins Blvd.
 Syracuse, New York 13212
 Phone: 315-455-2000
 Fax: 315-455-9667
 www.cscos.com

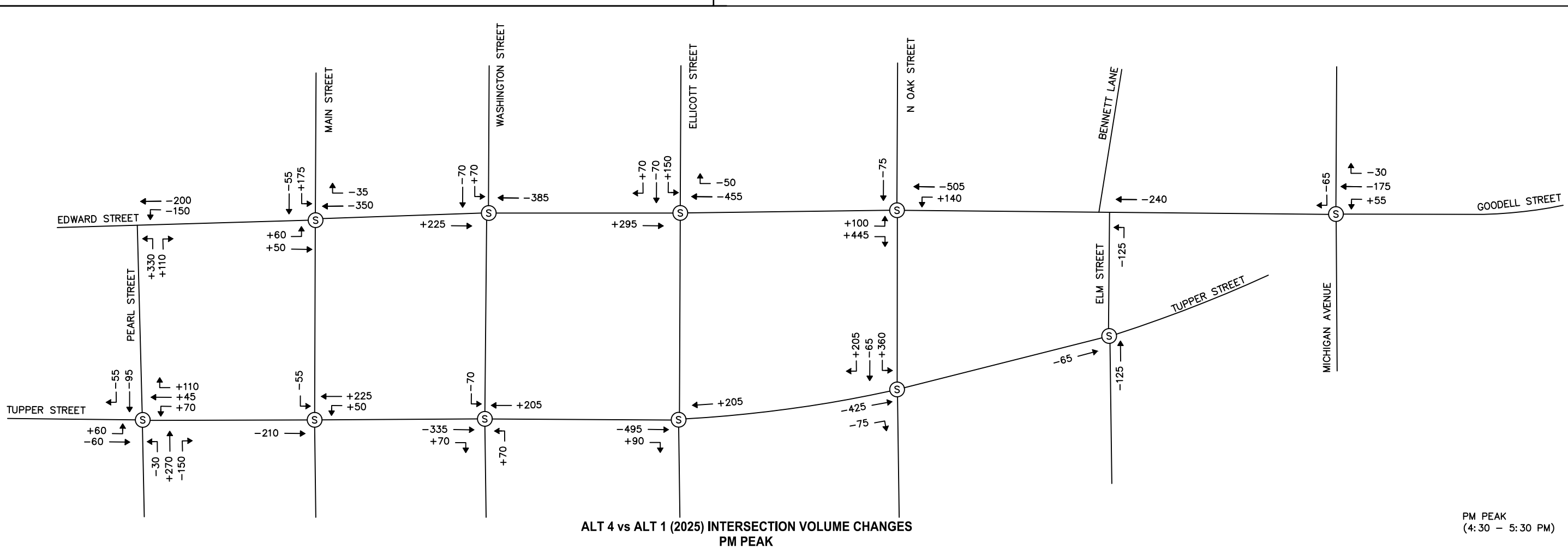
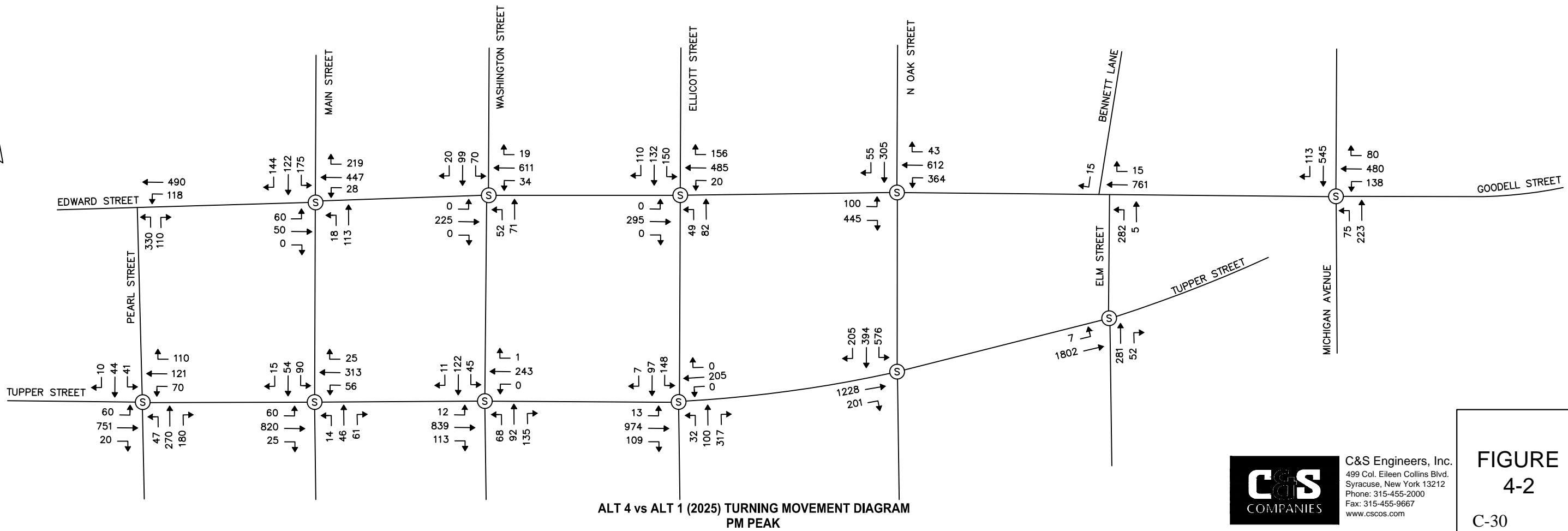


AM PEAK
(7:30 - 8:30 AM)



C&S Engineers, Inc.
499 Col. Eileen Collins Blvd.
Syracuse, New York 13212
Phone: 315-455-2000
Fax: 315-455-9667
www.cscos.com

FIGURE
4-1

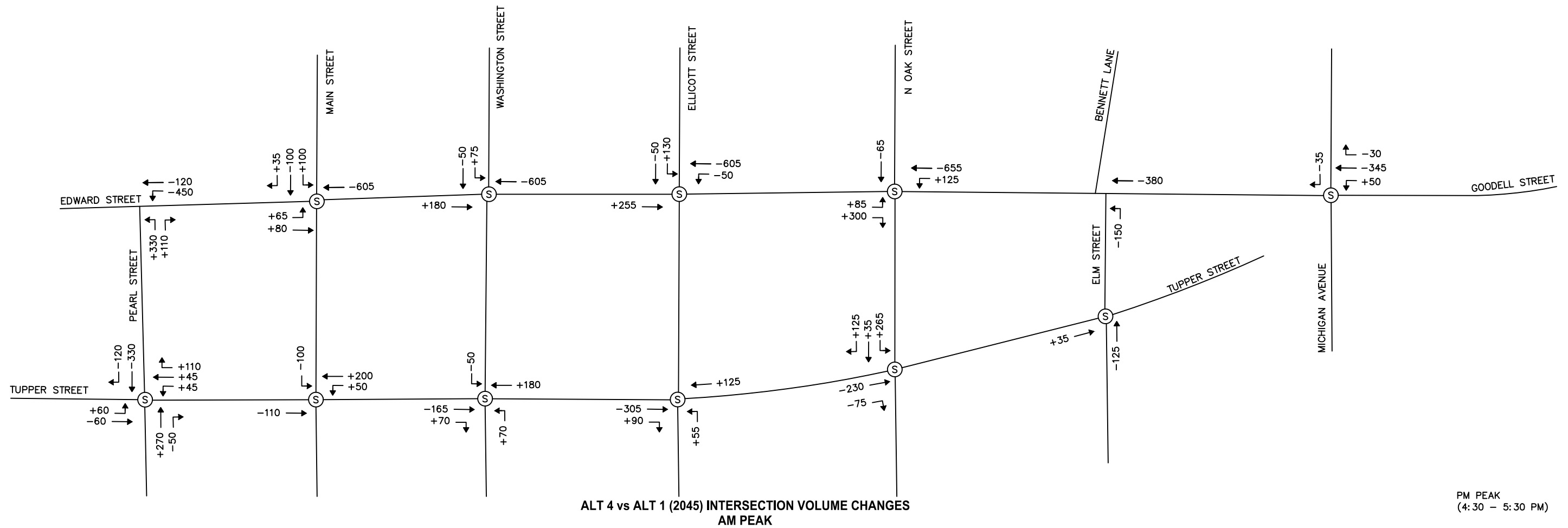


PM PEAK
 (4:30 - 5:30 PM)

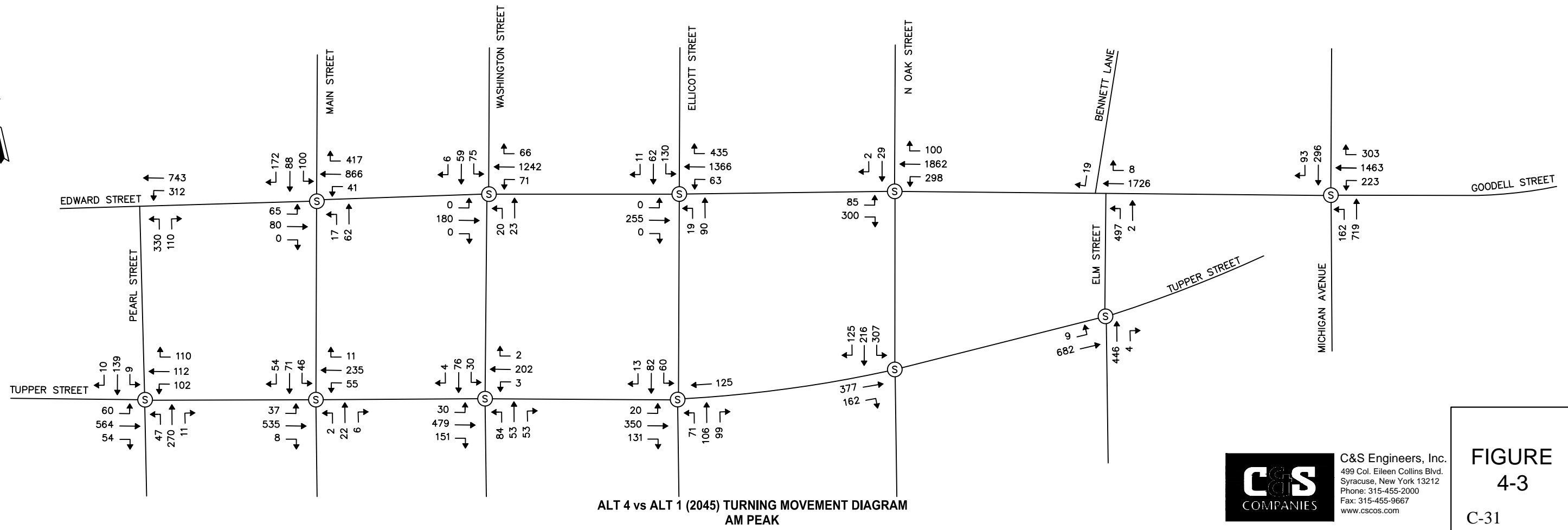


C&S Engineers, Inc.
 499 Col. Eileen Collins Blvd.
 Syracuse, New York 13212
 Phone: 315-455-2000
 Fax: 315-455-9667
 www.cscos.com

FIGURE 4-2
 C-30

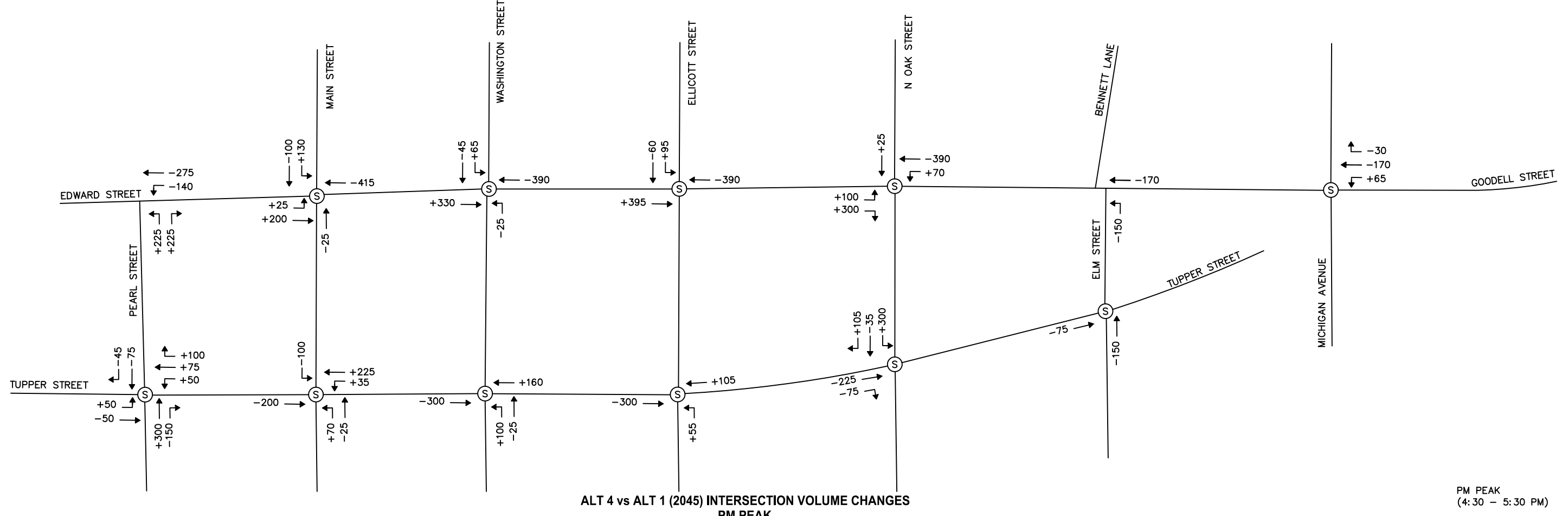
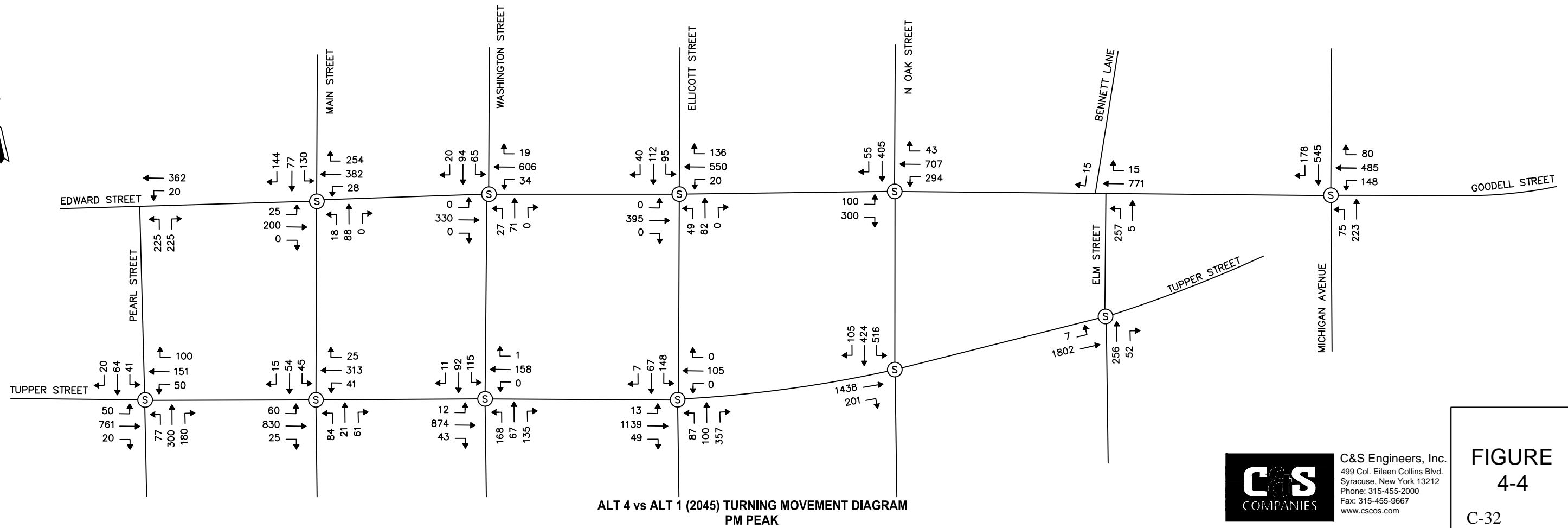


PM PEAK
(4:30 - 5:30 PM)



C&S Engineers, Inc.
499 Col. Eileen Collins Blvd.
Syracuse, New York 13212
Phone: 315-455-2000
Fax: 315-455-9667
www.cscos.com

FIGURE
4-3
C-31



PM PEAK
(4:30 - 5:30 PM)



FIGURE 4-4
C-32

C&S Engineers, Inc.
499 Col. Eileen Collins Blvd.
Syracuse, New York 13212
Phone: 315-455-2000
Fax: 315-455-9667
www.cscos.com

NYS Department of Transportation

100 Seneca Street
Buffalo, New York 14203

County / Town : Erie / Buffalo
Requested By : Dipak Shastri
Counted By : The Traffic Group
Count Hours : 7 - 9 AM & 3 - 6 PM

File Name : Goodell St @ Michigan

Site Code : 04111801
Start Date : 4/11/2018
Page No : 1

Groups Printed- Cars - Heavy Vehicles

Start Time	Michigan Ave From North					NY33 Goodell St From East					Michigan Ave From South				NY33 Goodell St From West				Int. Total
	Right	ROR	Thru	Left	App. Total	Right	ROR	Thru	Left	App. Total	Right	Thru	Left	App. Total	Right	Thru	Left	App. Total	
07:00 AM	8	0	27	0	35	59	18	207	33	317	0	93	10	103	0	0	0	0	455
07:15 AM	12	0	47	0	59	62	11	277	71	421	0	134	19	153	0	0	0	0	633
07:30 AM	12	5	91	0	108	69	10	377	43	499	0	180	20	200	0	0	0	0	807
07:45 AM	22	3	68	0	93	83	4	480	40	607	0	152	47	199	0	0	0	0	899
Total	54	8	233	0	295	273	43	1341	187	1844	0	559	96	655	0	0	0	0	2794
08:00 AM	27	0	74	0	101	77	9	466	40	592	0	148	39	187	0	0	0	0	880
08:15 AM	14	0	63	0	77	76	5	485	45	611	0	149	36	185	0	0	0	0	873
08:30 AM	13	0	65	0	78	73	3	428	37	541	0	86	30	116	0	0	0	0	735
08:45 AM	20	0	65	0	85	69	7	413	26	515	0	117	27	144	0	0	0	0	744
Total	74	0	267	0	341	295	24	1792	148	2259	0	500	132	632	0	0	0	0	3232
*** BREAK ***																			
03:00 PM	37	0	113	0	150	17	4	205	34	260	0	53	15	68	0	0	0	0	478
03:15 PM	32	1	122	0	155	10	9	196	35	250	0	51	11	62	0	0	0	0	467
03:30 PM	32	2	98	0	132	16	9	176	26	227	0	58	17	75	0	0	0	0	434
03:45 PM	47	1	119	0	167	21	2	179	31	233	0	55	21	76	0	0	0	0	476
Total	148	4	452	0	604	64	24	756	126	970	0	217	64	281	0	0	0	0	1855
04:00 PM	31	1	139	0	171	11	5	186	31	233	0	51	17	68	0	0	0	0	472
04:15 PM	34	4	144	0	182	13	6	191	22	232	0	44	16	60	0	0	0	0	474
04:30 PM	51	0	125	0	176	13	3	188	19	223	0	55	24	79	0	0	0	0	478
04:45 PM	46	1	131	0	178	13	8	189	24	234	0	60	17	77	0	0	0	0	489
Total	162	6	539	0	707	50	22	754	96	922	0	210	74	284	0	0	0	0	1913
05:00 PM	38	2	143	0	183	11	2	187	22	222	0	48	13	61	0	0	0	0	466
05:15 PM	40	0	146	0	186	16	4	181	18	219	0	60	21	81	0	0	0	0	486
05:30 PM	37	4	120	0	161	11	4	188	31	234	0	51	16	67	0	0	0	0	462
05:45 PM	25	1	108	0	134	11	6	193	26	236	0	48	12	60	0	0	0	0	430
Total	140	7	517	0	664	49	16	749	97	911	0	207	62	269	0	0	0	0	1844
Grand Total	578	25	2008	0	2611	731	129	5392	654	6906	0	1693	428	2121	0	0	0	0	11638
Apprch %	22.1	1	76.9	0		10.6	1.9	78.1	9.5		0	79.8	20.2		0	0	0		
Total %	5	0.2	17.3	0	22.4	6.3	1.1	46.3	5.6	59.3	0	14.5	3.7	18.2	0	0	0	0	
Cars	552	24	1944	0	2520	722	128	5257	631	6738	0	1638	389	2027	0	0	0	0	11285
% Cars	95.5	96	96.8	0	96.5	98.8	99.2	97.5	96.5	97.6	0	96.8	90.9	95.6	0	0	0	0	97
Heavy Vehicles	26	1	64	0	91	9	1	135	23	168	0	55	39	94	0	0	0	0	353
% Heavy Vehicles	4.5	4	3.2	0	3.5	1.2	0.8	2.5	3.5	2.4	0	3.2	9.1	4.4	0	0	0	0	3

*** ALL VEHICLES PAGE ***

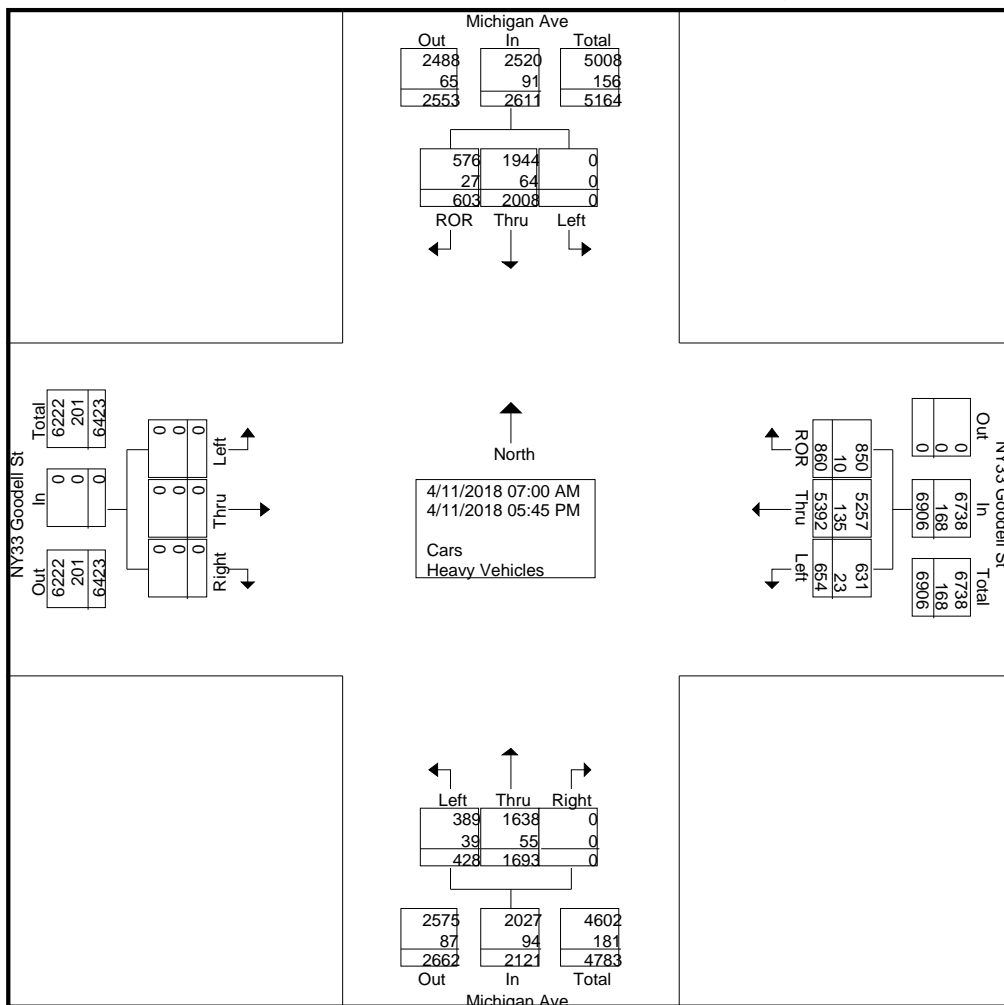
NYS Department of Transportation

100 Seneca Street
Buffalo, New York 14203

County / Town : Erie / Buffalo
Requested By : Dipak Shastri
Counted By : The Traffic Group
Count Hours : 7 - 9 AM & 3 - 6 PM

File Name : Goodell St @ Michigan

Site Code : 04111801
Start Date : 4/11/2018
Page No : 2



NYS Department of Transportation

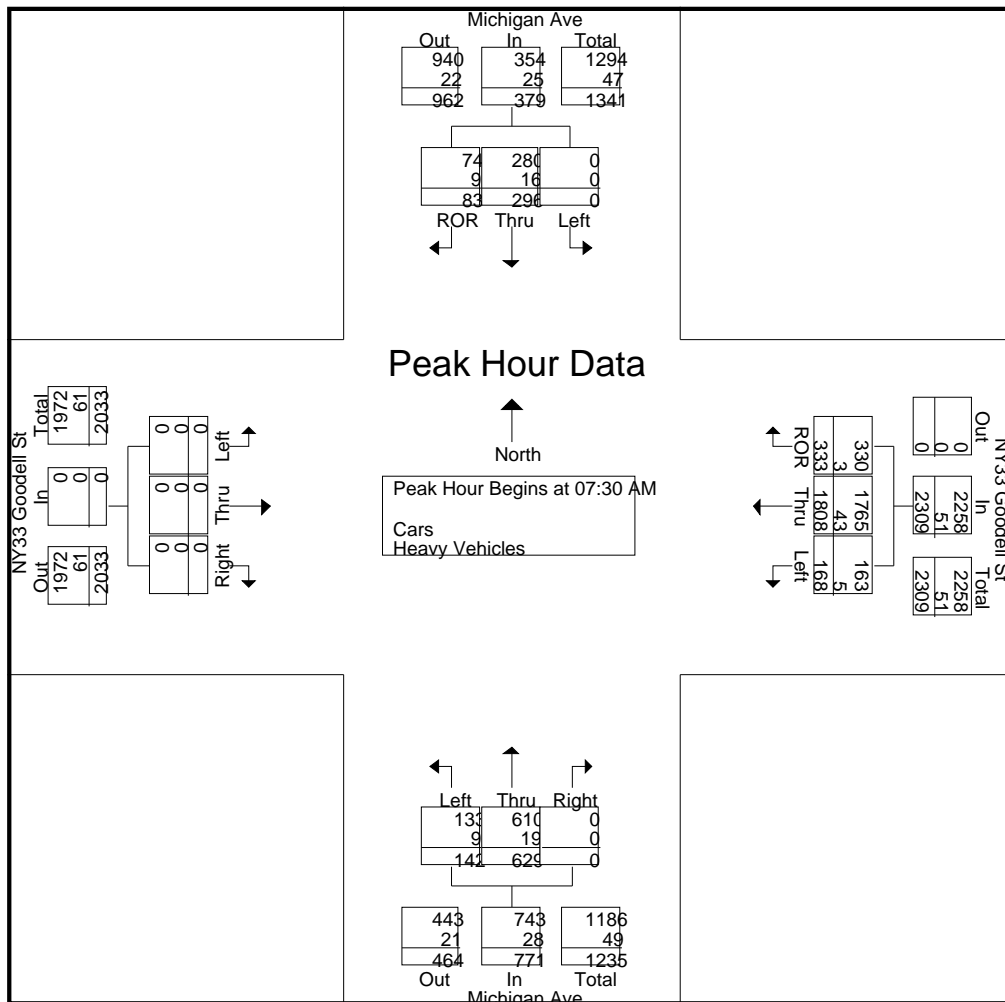
100 Seneca Street
Buffalo, New York 14203

County / Town : Erie / Buffalo
Requested By : Dipak Shastri
Counted By : The Traffic Group
Count Hours : 7 - 9 AM & 3 - 6 PM

File Name : Goodell St @ Michigan

Site Code : 04111801
Start Date : 4/11/2018
Page No : 3

Start Time	Michigan Ave From North					NY33 Goodell St From East					Michigan Ave From South				NY33 Goodell St From West				Int. Total
	Right	ROR	Thru	Left	App. Total	Right	ROR	Thru	Left	App. Total	Right	Thru	Left	App. Total	Right	Thru	Left	App. Total	
Peak Hour Analysis From 07:00 AM to 08:45 AM - Peak 1 of 1																			
Peak Hour for Entire Intersection Begins at 07:30 AM																			
07:30 AM	12	5	91	0	108	69	10	377	43	499	0	180	20	200	0	0	0	0	807
07:45 AM	22	3	68	0	93	83	4	480	40	607	0	152	47	199	0	0	0	0	899
08:00 AM	27	0	74	0	101	77	9	466	40	592	0	148	39	187	0	0	0	0	880
08:15 AM	14	0	63	0	77	76	5	485	45	611	0	149	36	185	0	0	0	0	873
Total Volume	75	8	296	0	379	305	28	1808	168	2309	0	629	142	771	0	0	0	0	3459
% App. Total	19.8	2.1	78.1	0		13.2	1.2	78.3	7.3		0	81.6	18.4		0	0	0		
PHF	.694	.400	.813	.000	.877	.919	.700	.932	.933	.945	.000	.874	.755	.964	.000	.000	.000	.000	.962
Cars	67	7	280	0	354	302	28	1765	163	2258	0	610	133	743	0	0	0	0	3355
% Cars	89.3	87.5	94.6	0	93.4	99.0	100	97.6	97.0	97.8	0	97.0	93.7	96.4	0	0	0	0	97.0
Heavy Vehicles	8	1	16	0	25	3	0	43	5	51	0	19	9	28	0	0	0	0	104
% Heavy Vehicles	10.7	12.5	5.4	0	6.6	1.0	0	2.4	3.0	2.2	0	3.0	6.3	3.6	0	0	0	0	3.0



NYS Department of Transportation

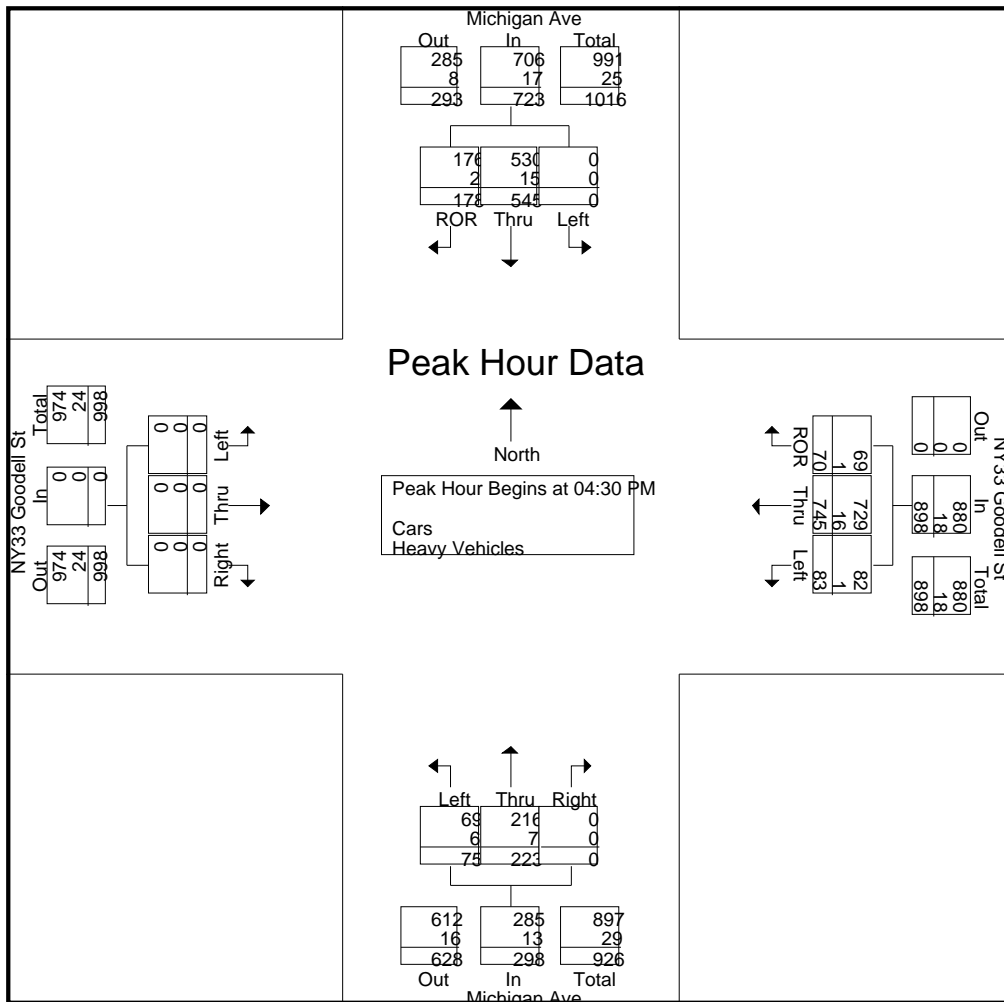
100 Seneca Street
Buffalo, New York 14203

County / Town : Erie / Buffalo
Requested By : Dipak Shastri
Counted By : The Traffic Group
Count Hours : 7 - 9 AM & 3 - 6 PM

File Name : Goodell St @ Michigan

Site Code : 04111801
Start Date : 4/11/2018
Page No : 4

Start Time	Michigan Ave From North					NY33 Goodell St From East					Michigan Ave From South				NY33 Goodell St From West				Int. Total
	Right	ROR	Thru	Left	App. Total	Right	ROR	Thru	Left	App. Total	Right	Thru	Left	App. Total	Right	Thru	Left	App. Total	
Peak Hour Analysis From 03:00 PM to 05:45 PM - Peak 1 of 1																			
Peak Hour for Entire Intersection Begins at 04:30 PM																			
04:30 PM	51	0	125	0	176	13	3	188	19	223	0	55	24	79	0	0	0	0	478
04:45 PM	46	1	131	0	178	13	8	189	24	234	0	60	17	77	0	0	0	0	489
05:00 PM	38	2	143	0	183	11	2	187	22	222	0	48	13	61	0	0	0	0	466
05:15 PM	40	0	146	0	186	16	4	181	18	219	0	60	21	81	0	0	0	0	486
Total Volume	175	3	545	0	723	53	17	745	83	898	0	223	75	298	0	0	0	0	1919
% App. Total																			
PHF	.858	.375	.933	.000	.972	.828	.531	.985	.865	.959	.000	.929	.781	.920	.000	.000	.000	.000	.981
Cars	173	3	530	0	706	52	17	729	82	880	0	216	69	285	0	0	0	0	1871
% Cars	98.9	100	97.2	0	97.6	98.1	100	97.9	98.8	98.0	0	96.9	92.0	95.6	0	0	0	0	97.5
Heavy Vehicles	2	0	15	0	17	1	0	16	1	18	0	7	6	13	0	0	0	0	48
% Heavy Vehicles	1.1	0	2.8	0	2.4	1.9	0	2.1	1.2	2.0	0	3.1	8.0	4.4	0	0	0	0	2.5



NYS Department of Transportation

100 Seneca Street
Buffalo, New York 14203

County / Town : Erie / Buffalo
Requested By : Dipak Shastri
Counted By : The Traffic Group
Count Hours : 7 - 9 AM & 3 - 6 PM

File Name : Goodell St @ Michigan

Site Code : 04111801
Start Date : 4/11/2018
Page No : 5

Groups Printed- Heavy Vehicles

Start Time	Michigan Ave From North				NY33 Goodell St From East				Michigan Ave From South			NY33 Goodell St From West			Int. Total
	Right	ROR	Thru	Left	Right	ROR	Thru	Left	Right	Thru	Left	Right	Thru	Left	
07:00 AM	3	0	0	0	0	0	10	1	0	3	2	0	0	0	19
07:15 AM	0	0	1	0	0	0	7	2	0	10	6	0	0	0	26
07:30 AM	2	0	9	0	0	0	10	3	0	6	6	0	0	0	36
07:45 AM	2	1	5	0	2	0	16	0	0	6	3	0	0	0	35
Total	7	1	15	0	2	0	43	6	0	25	17	0	0	0	116
08:00 AM	2	0	1	0	0	0	5	0	0	4	0	0	0	0	12
08:15 AM	2	0	1	0	1	0	12	2	0	3	0	0	0	0	21
08:30 AM	1	0	4	0	1	0	8	1	0	2	2	0	0	0	19
08:45 AM	3	0	6	0	2	1	8	0	0	4	6	0	0	0	30
Total	8	0	12	0	4	1	33	3	0	13	8	0	0	0	82
*** BREAK ***															
03:00 PM	4	0	6	0	0	0	10	2	0	3	2	0	0	0	27
03:15 PM	0	0	5	0	1	0	6	2	0	0	1	0	0	0	15
03:30 PM	2	0	3	0	0	0	6	3	0	3	0	0	0	0	17
03:45 PM	1	0	2	0	0	0	4	2	0	1	3	0	0	0	13
Total	7	0	16	0	1	0	26	9	0	7	6	0	0	0	72
04:00 PM	1	0	2	0	0	0	2	1	0	2	1	0	0	0	9
04:15 PM	1	0	2	0	1	0	9	3	0	0	1	0	0	0	17
04:30 PM	0	0	0	0	0	0	4	1	0	4	3	0	0	0	12
04:45 PM	0	0	6	0	0	0	3	0	0	2	2	0	0	0	13
Total	2	0	10	0	1	0	18	5	0	8	7	0	0	0	51
05:00 PM	2	0	7	0	1	0	5	0	0	1	0	0	0	0	16
05:15 PM	0	0	2	0	0	0	4	0	0	0	1	0	0	0	7
05:30 PM	0	0	1	0	0	0	3	0	0	0	0	0	0	0	4
05:45 PM	0	0	1	0	0	0	3	0	0	1	0	0	0	0	5
Total	2	0	11	0	1	0	15	0	0	2	1	0	0	0	32
Grand Total	26	1	64	0	9	1	135	23	0	55	39	0	0	0	353
Apprch %	28.6	1.1	70.3	0	5.4	0.6	80.4	13.7	0	58.5	41.5	0	0	0	
Total %	7.4	0.3	18.1	0	2.5	0.3	38.2	6.5	0	15.6	11	0	0	0	

*** HEAVY VEHICLES PAGE ***

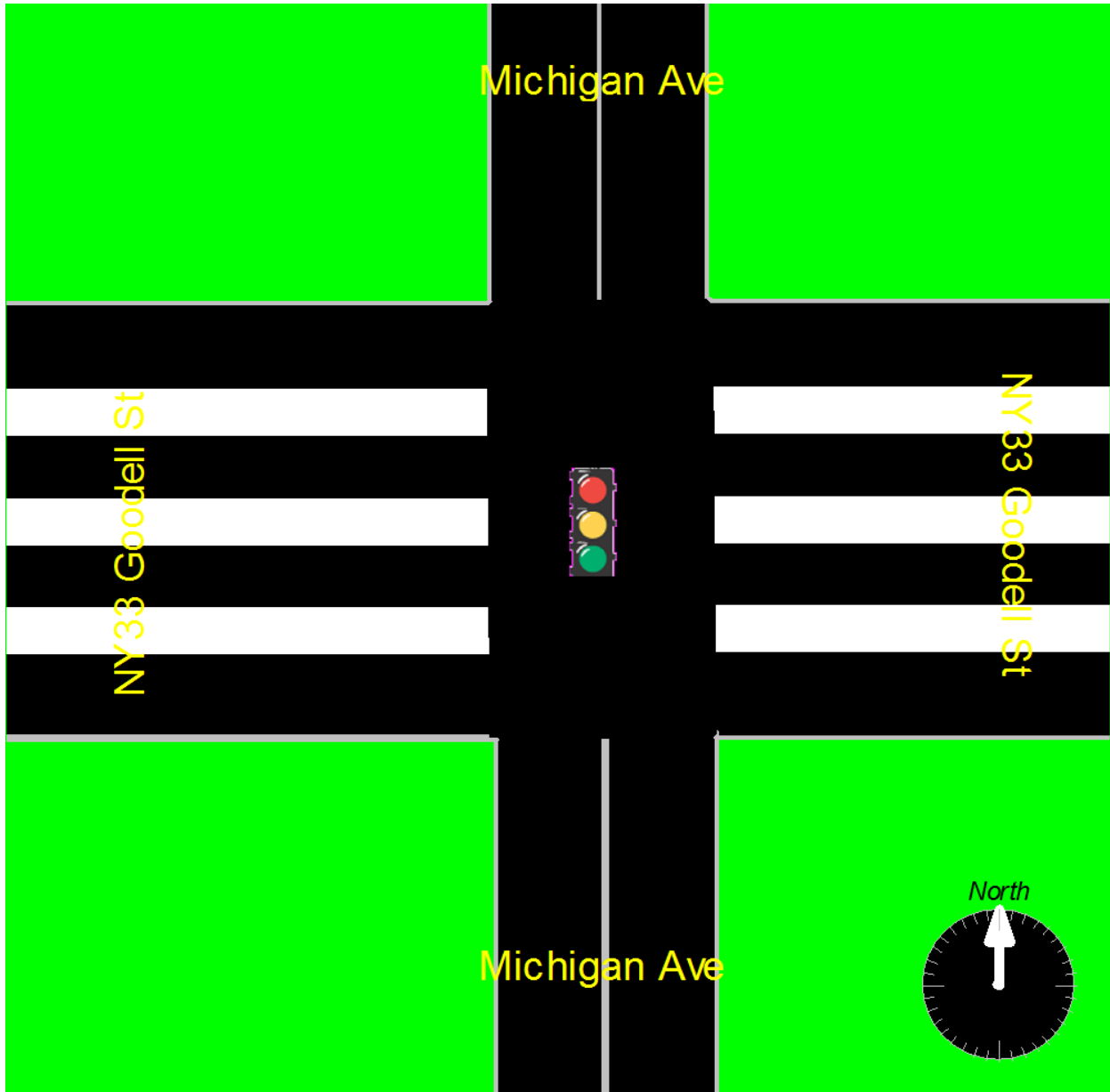
NYS Department of Transportation

100 Seneca Street
Buffalo, New York 14203

County / Town : Erie / Buffalo
Requested By : Dipak Shastri
Counted By : The Traffic Group
Count Hours : 7 - 9 AM & 3 - 6 PM

File Name : Goodell St @ Michigan

Site Code : 04111801
Start Date : 4/11/2018
Page No : 6



NYS Department of Transportation

100 Seneca Street
Buffalo, New York 14203

County / Town : Erie / Buffalo
Requested By : Dipak Shastri
Counted By : The Traffic Group
Count Hours : 7 - 9 AM & 3 - 6 PM

File Name : Goodell St @ Elm

Site Code : 04111802
Start Date : 4/11/2018
Page No : 1

Groups Printed- Cars - Heavy Vehicles

Start Time	Bennett Lane From North				NY33 Goodell St From East				NY954D (NB) Elm St From South				NY33 Goodell St From West				Int. Total
	Right	Thru	Left	App. Total	Right	Thru	Left	App. Total	Right	Thru	Left	App. Total	Right	Thru	Left	App. Total	
07:00 AM	6	0	0	6	2	213	0	215	0	0	118	118	0	0	0	0	339
07:15 AM	1	0	0	1	5	341	0	346	0	1	135	136	0	0	0	0	483
07:30 AM	5	0	0	5	0	433	0	433	0	2	160	162	0	0	0	0	600
07:45 AM	8	0	0	8	4	550	0	554	0	0	143	143	0	0	0	0	705
Total	20	0	0	20	11	1537	0	1548	0	3	556	559	0	0	0	0	2127
08:00 AM	5	0	0	5	0	542	0	542	0	0	142	142	0	0	0	0	689
08:15 AM	1	0	0	1	4	516	0	520	0	0	112	112	0	0	0	0	633
08:30 AM	7	0	0	7	5	464	0	469	0	0	110	110	0	0	0	0	586
08:45 AM	2	0	0	2	6	416	0	422	0	0	133	133	0	0	0	0	557
Total	15	0	0	15	15	1938	0	1953	0	0	497	497	0	0	0	0	2465
*** BREAK ***																	
03:00 PM	6	0	0	6	0	250	0	250	0	2	76	78	0	0	0	0	334
03:15 PM	5	0	0	5	1	245	0	246	0	2	64	66	0	0	0	0	317
03:30 PM	2	0	0	2	8	214	0	222	0	1	68	69	0	0	0	0	293
03:45 PM	2	0	0	2	7	232	0	239	0	1	83	84	0	0	0	0	325
Total	15	0	0	15	16	941	0	957	0	6	291	297	0	0	0	0	1269
04:00 PM	5	0	0	5	7	247	0	254	0	0	80	80	0	0	0	0	339
04:15 PM	6	0	0	6	4	228	0	232	1	2	73	76	0	0	0	0	314
04:30 PM	5	0	0	5	4	254	0	258	0	0	88	88	0	0	0	0	351
04:45 PM	4	0	0	4	4	238	0	242	0	1	98	99	0	0	0	0	345
Total	20	0	0	20	19	967	0	986	1	3	339	343	0	0	0	0	1349
05:00 PM	3	0	0	3	2	249	0	251	0	1	88	89	0	0	0	0	343
05:15 PM	3	0	0	3	5	240	0	245	0	3	93	96	0	0	0	0	344
05:30 PM	8	0	0	8	5	217	0	222	0	3	84	87	0	0	0	0	317
05:45 PM	3	0	0	3	3	229	0	232	0	0	84	84	0	0	0	0	319
Total	17	0	0	17	15	935	0	950	0	7	349	356	0	0	0	0	1323
Grand Total	87	0	0	87	76	6318	0	6394	1	19	2032	2052	0	0	0	0	8533
Apprch %	100	0	0		1.2	98.8	0		0	0.9	99		0	0	0		
Total %	1	0	0	1	0.9	74	0	74.9	0	0.2	23.8	24	0	0	0	0	
Cars	79	0	0	79	64	6156	0	6220	1	17	1980	1998	0	0	0	0	8297
% Cars	90.8	0	0	90.8	84.2	97.4	0	97.3	100	89.5	97.4	97.4	0	0	0	0	97.2
Heavy Vehicles	8	0	0	8	12	162	0	174	0	2	52	54	0	0	0	0	236
% Heavy Vehicles	9.2	0	0	9.2	15.8	2.6	0	2.7	0	10.5	2.6	2.6	0	0	0	0	2.8

*** ALL VEHICLES PAGE ***

NYS Department of Transportation

100 Seneca Street
Buffalo, New York 14203

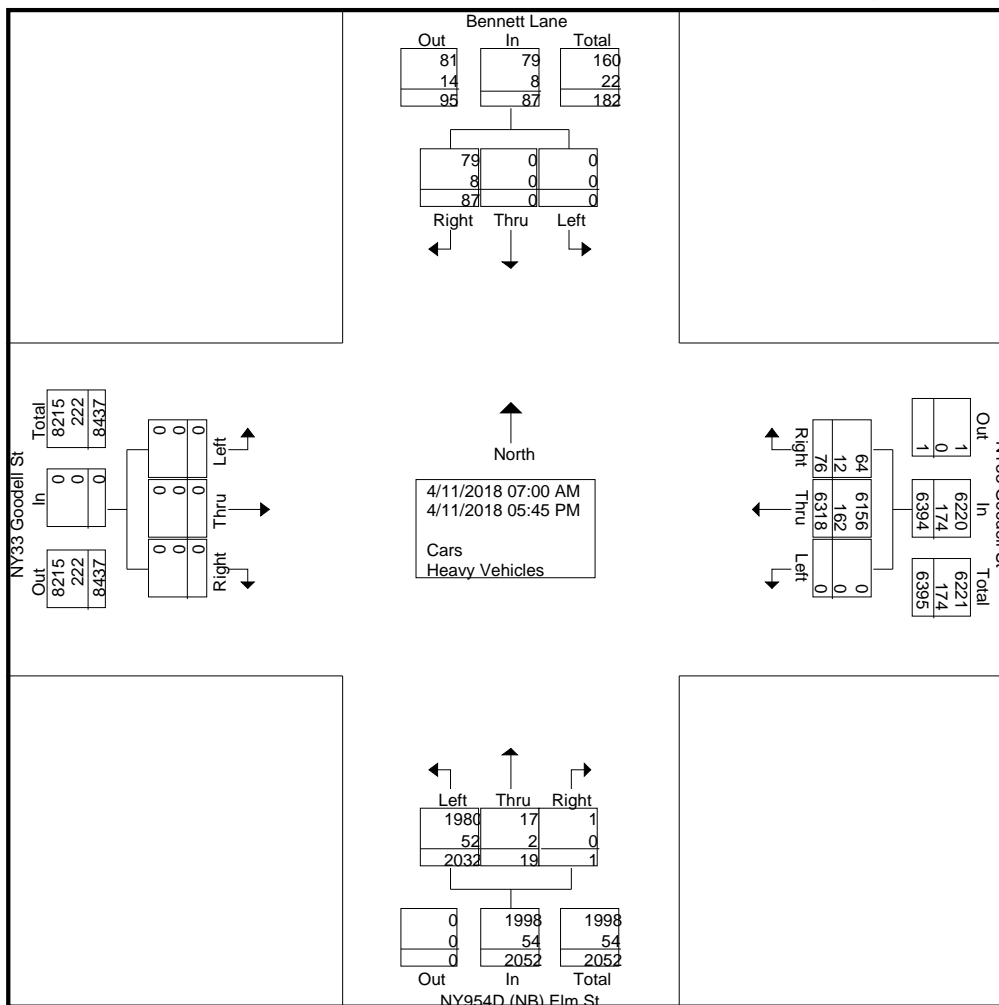
County / Town : Erie / Buffalo
Requested By : Dipak Shastri
Counted By : The Traffic Group
Count Hours : 7 - 9 AM & 3 - 6 PM

File Name : Goodell St @ Elm

Site Code : 04111802

Start Date : 4/11/2018

Page No : 2



NYS Department of Transportation

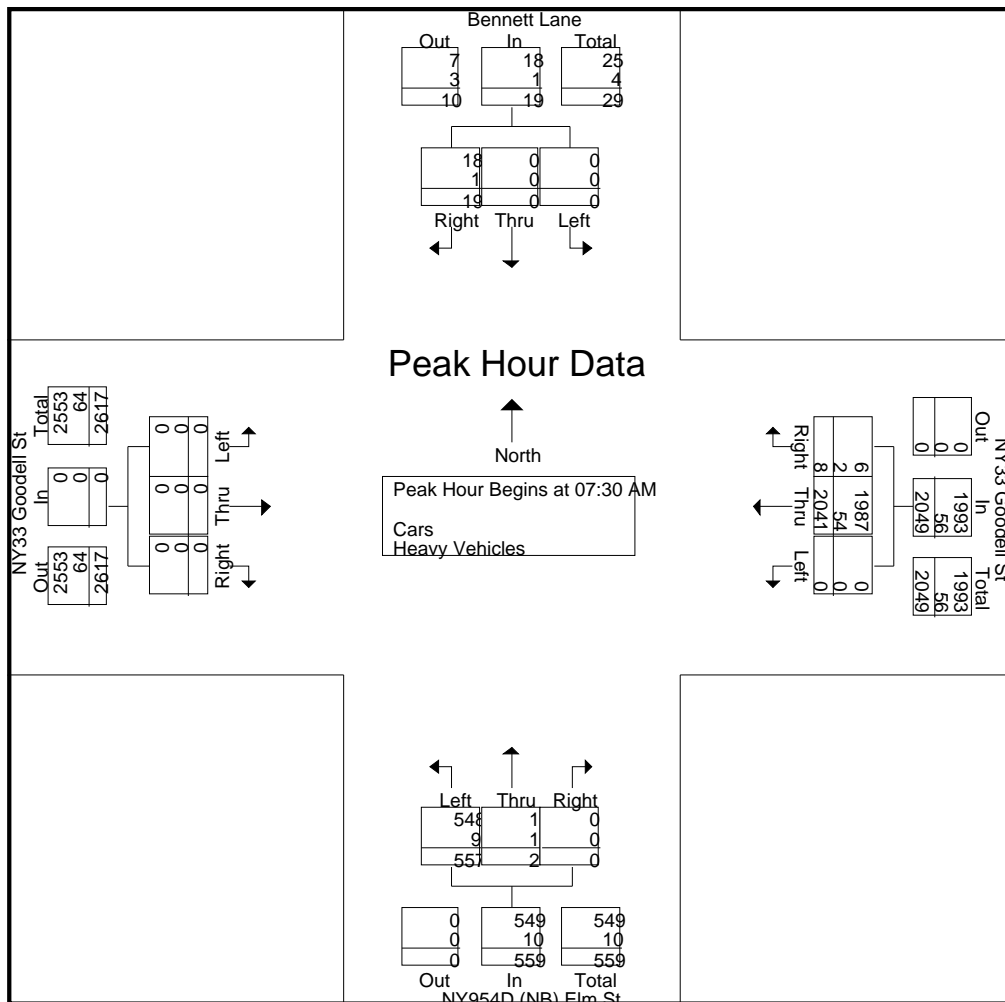
100 Seneca Street
Buffalo, New York 14203

County / Town : Erie / Buffalo
Requested By : Dipak Shastri
Counted By : The Traffic Group
Count Hours : 7 - 9 AM & 3 - 6 PM

File Name : Goodell St @ Elm

Site Code : 04111802
Start Date : 4/11/2018
Page No : 3

Start Time	Bennett Lane From North				NY33 Goodell St From East				NY954D (NB) Elm St From South				NY33 Goodell St From West				Int. Total
	Right	Thru	Left	App. Total	Right	Thru	Left	App. Total	Right	Thru	Left	App. Total	Right	Thru	Left	App. Total	
Peak Hour Analysis From 07:00 AM to 08:45 AM - Peak 1 of 1																	
Peak Hour for Entire Intersection Begins at 07:30 AM																	
07:30 AM	5	0	0	5	0	433	0	433	0	2	160	162	0	0	0	0	600
07:45 AM	8	0	0	8	4	550	0	554	0	0	143	143	0	0	0	0	705
08:00 AM	5	0	0	5	0	542	0	542	0	0	142	142	0	0	0	0	689
08:15 AM	1	0	0	1	4	516	0	520	0	0	112	112	0	0	0	0	633
Total Volume	19	0	0	19	8	2041	0	2049	0	2	557	559	0	0	0	0	2627
% App. Total	100	0	0		0.4	99.6	0		0	0.4	99.6		0	0	0		
PHF	.594	.000	.000	.594	.500	.928	.000	.925	.000	.250	.870	.863	.000	.000	.000	.000	.932
Cars	18	0	0	18	6	1987	0	1993	0	1	548	549	0	0	0	0	2560
% Cars	94.7	0	0	94.7	75.0	97.4	0	97.3	0	50.0	98.4	98.2	0	0	0	0	97.4
Heavy Vehicles	1	0	0	1	2	54	0	56	0	1	9	10	0	0	0	0	67
% Heavy Vehicles	5.3	0	0	5.3	25.0	2.6	0	2.7	0	50.0	1.6	1.8	0	0	0	0	2.6



NYS Department of Transportation

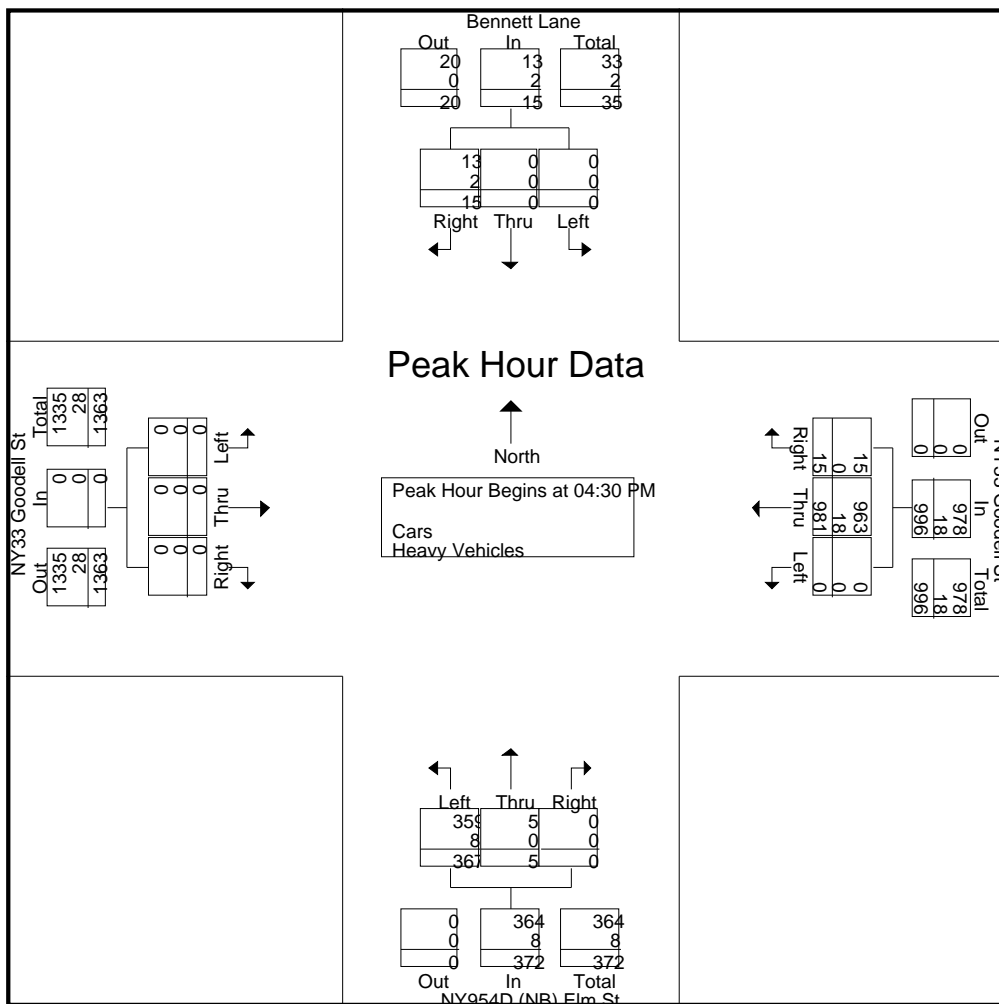
100 Seneca Street
Buffalo, New York 14203

County / Town : Erie / Buffalo
Requested By : Dipak Shastri
Counted By : The Traffic Group
Count Hours : 7 - 9 AM & 3 - 6 PM

File Name : Goodell St @ Elm

Site Code : 04111802
Start Date : 4/11/2018
Page No : 4

Start Time	Bennett Lane From North				NY33 Goodell St From East				NY954D (NB) Elm St From South				NY33 Goodell St From West				Int. Total
	Right	Thru	Left	App. Total	Right	Thru	Left	App. Total	Right	Thru	Left	App. Total	Right	Thru	Left	App. Total	
Peak Hour Analysis From 03:00 PM to 05:45 PM - Peak 1 of 1																	
Peak Hour for Entire Intersection Begins at 04:30 PM																	
04:30 PM	5	0	0	5	4	254	0	258	0	0	88	88	0	0	0	0	351
04:45 PM	4	0	0	4	4	238	0	242	0	1	98	99	0	0	0	0	345
05:00 PM	3	0	0	3	2	249	0	251	0	1	88	89	0	0	0	0	343
05:15 PM	3	0	0	3	5	240	0	245	0	3	93	96	0	0	0	0	344
Total Volume	15	0	0	15	15	981	0	996	0	5	367	372	0	0	0	0	1383
% App. Total	100	0	0		1.5	98.5	0		0	1.3	98.7		0	0	0		
PHF	.750	.000	.000	.750	.750	.966	.000	.965	.000	.417	.936	.939	.000	.000	.000	.000	.985
Cars	13	0	0	13	15	963	0	978	0	5	359	364	0	0	0	0	1355
% Cars	86.7	0	0	86.7	100	98.2	0	98.2	0	100	97.8	97.8	0	0	0	0	98.0
Heavy Vehicles	2	0	0	2	0	18	0	18	0	0	8	8	0	0	0	0	28
% Heavy Vehicles	13.3	0	0	13.3	0	1.8	0	1.8	0	0	2.2	2.2	0	0	0	0	2.0



NYS Department of Transportation

100 Seneca Street
Buffalo, New York 14203

County / Town : Erie / Buffalo
Requested By : Dipak Shastri
Counted By : The Traffic Group
Count Hours : 7 - 9 AM & 3 - 6 PM

File Name : Goodell St @ Elm

Site Code : 04111802
Start Date : 4/11/2018
Page No : 5

Groups Printed- Heavy Vehicles

Start Time	Bennett Lane From North			NY33 Goodell St From East			NY954D (NB) Elm St From South			NY33 Goodell St From West			Int. Total
	Right	Thru	Left	Right	Thru	Left	Right	Thru	Left	Right	Thru	Left	
07:00 AM	1	0	0	1	12	0	0	0	2	0	0	0	16
07:15 AM	0	0	0	0	11	0	0	1	5	0	0	0	17
07:30 AM	0	0	0	0	20	0	0	1	2	0	0	0	23
07:45 AM	0	0	0	1	18	0	0	0	4	0	0	0	23
Total	1	0	0	2	61	0	0	2	13	0	0	0	79
08:00 AM	0	0	0	0	11	0	0	0	3	0	0	0	14
08:15 AM	1	0	0	1	5	0	0	0	0	0	0	0	7
08:30 AM	1	0	0	0	12	0	0	0	2	0	0	0	15
08:45 AM	0	0	0	3	9	0	0	0	4	0	0	0	16
Total	2	0	0	4	37	0	0	0	9	0	0	0	52
*** BREAK ***													
03:00 PM	0	0	0	0	12	0	0	0	5	0	0	0	17
03:15 PM	0	0	0	0	8	0	0	0	2	0	0	0	10
03:30 PM	0	0	0	2	5	0	0	0	1	0	0	0	8
03:45 PM	0	0	0	2	4	0	0	0	7	0	0	0	13
Total	0	0	0	4	29	0	0	0	15	0	0	0	48
04:00 PM	0	0	0	0	5	0	0	0	2	0	0	0	7
04:15 PM	1	0	0	2	6	0	0	0	2	0	0	0	11
04:30 PM	2	0	0	0	4	0	0	0	2	0	0	0	8
04:45 PM	0	0	0	0	3	0	0	0	1	0	0	0	4
Total	3	0	0	2	18	0	0	0	7	0	0	0	30
05:00 PM	0	0	0	0	6	0	0	0	2	0	0	0	8
05:15 PM	0	0	0	0	5	0	0	0	3	0	0	0	8
05:30 PM	1	0	0	0	2	0	0	0	1	0	0	0	4
05:45 PM	1	0	0	0	4	0	0	0	2	0	0	0	7
Total	2	0	0	0	17	0	0	0	8	0	0	0	27
Grand Total	8	0	0	12	162	0	0	2	52	0	0	0	236
Apprch %	100	0	0	6.9	93.1	0	0	3.7	96.3	0	0	0	
Total %	3.4	0	0	5.1	68.6	0	0	0.8	22	0	0	0	

*** HEAVY VEHICLES PAGE ***

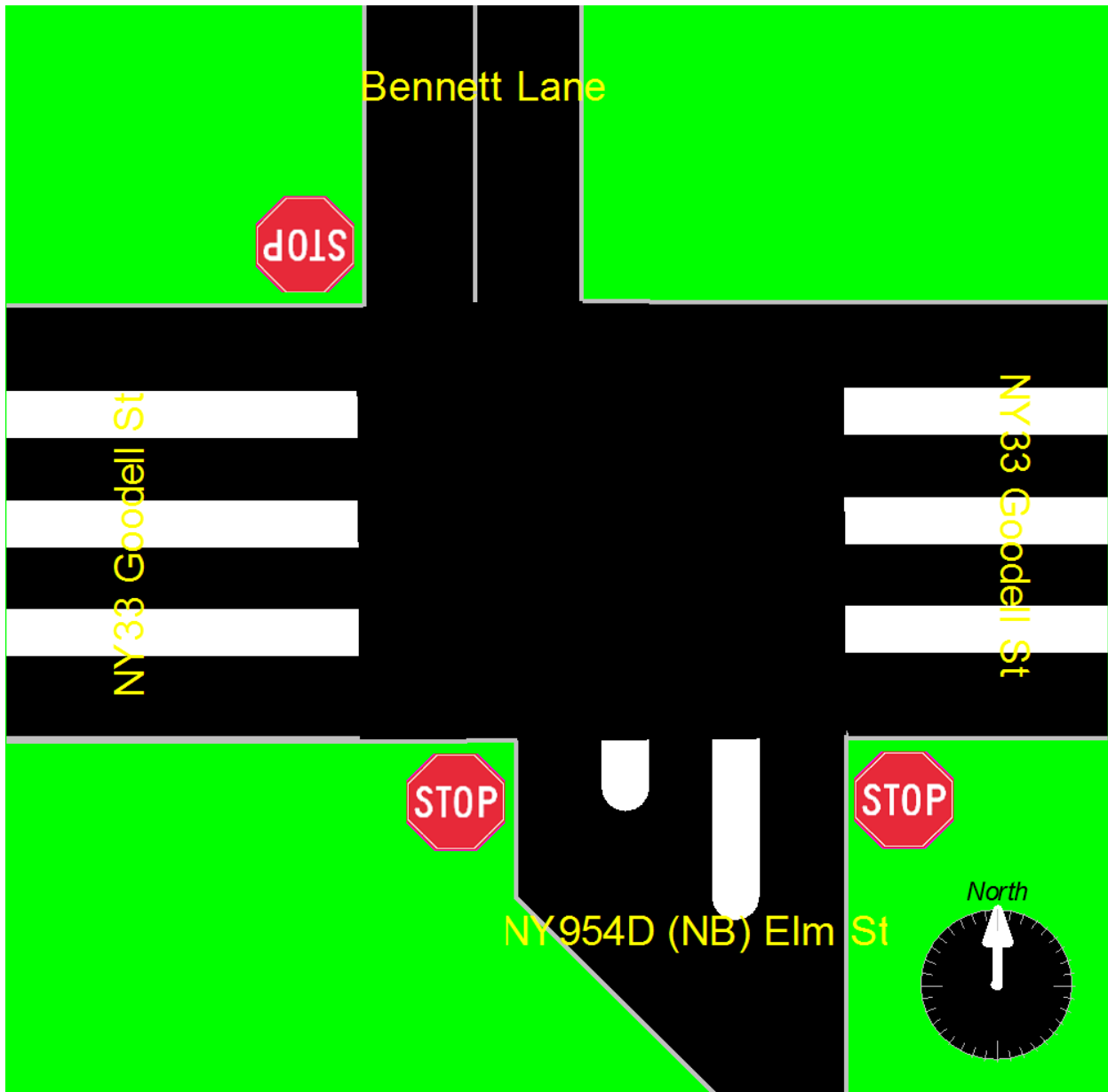
NYS Department of Transportation

100 Seneca Street
Buffalo, New York 14203

County / Town : Erie / Buffalo
Requested By : Dipak Shastri
Counted By : The Traffic Group
Count Hours : 7 - 9 AM & 3 - 6 PM

File Name : Goodell St @ Elm

Site Code : 04111802
Start Date : 4/11/2018
Page No : 6



NYS Department of Transportation

100 Seneca Street
Buffalo, New York 14203

County / Town : Erie / Buffalo
Requested By : Dipak Shastri
Counted By : The Traffic Group
Count Hours : 7 - 9 AM & 3 - 6 PM

File Name : Goodell St @ Elm

Site Code : 04111802
Start Date : 4/11/2018
Page No : 7

Groups Printed- Pedestrians

	Bennett Lane From North	NY33 Goodell St From East	NY954D (NB) Elm St From South	NY33 Goodell St From West	
Start Time	Pedestrians Crossing	Pedestrians Crossing	Pedestrians Crossing	Pedestrians Crossing	Int. Total
*** BREAK ***					
07:30 AM	2	0	1	0	3
07:45 AM	2	0	0	1	3
Total	4	0	1	1	6
*** BREAK ***					
08:00 AM	1	0	4	0	5
08:30 AM	0	0	2	0	2
08:45 AM	2	0	0	0	2
Total	3	0	6	0	9
*** BREAK ***					
03:45 PM	0	0	2	0	2
Total	0	0	2	0	2
04:00 PM	0	0	4	0	4
04:15 PM	0	0	1	0	1
04:30 PM	0	0	1	0	1
04:45 PM	0	0	1	0	1
Total	0	0	7	0	7
05:00 PM	0	0	2	1	3
05:15 PM	0	0	1	0	1
05:30 PM	0	0	1	1	2
05:45 PM	0	0	2	0	2
Total	0	0	6	2	8
Grand Total	7	0	22	3	32
Apprch %	100	0	100	100	
Total %	21.9	0	68.8	9.4	

*** PEDESTRIANS PAGE ***

NYS Department of Transportation

100 Seneca Street
Buffalo, New York 14203

County / Town : Erie / Buffalo
Requested By : Dipak Shastri
Counted By : The Traffic Group
Count Hours : 7 - 9 AM & 3 - 6 PM

File Name : Goodell St @ Michigan

Site Code : 04111801
Start Date : 4/11/2018
Page No : 7

Groups Printed- Pedestrians

	Michigan Ave From North	NY33 Goodell St From East	Michigan Ave From South	NY33 Goodell St From West	
Start Time	Pedestrians Crossing	Pedestrians Crossing	Pedestrians Crossing	Pedestrians Crossing	Int. Total
07:00 AM	0	1	0	1	2
07:15 AM	0	1	0	0	1
07:30 AM	1	1	0	2	4
07:45 AM	0	0	0	1	1
Total	1	3	0	4	8
08:00 AM	3	1	0	1	5
08:15 AM	0	1	0	2	3
08:30 AM	0	1	0	1	2
08:45 AM	0	1	0	2	3
Total	3	4	0	6	13
*** BREAK ***					
03:00 PM	0	0	0	1	1
*** BREAK ***					
03:30 PM	0	2	0	3	5
03:45 PM	0	1	1	1	3
Total	0	3	1	5	9
*** BREAK ***					
04:00 PM	2	0	0	2	4
*** BREAK ***					
04:30 PM	0	0	0	2	2
04:45 PM	0	1	0	1	2
Total	2	1	0	5	8
05:00 PM	0	3	0	2	5
05:15 PM	1	1	0	5	7
05:30 PM	0	0	0	1	1
05:45 PM	0	1	1	0	2
Total	1	5	1	8	15
Grand Total	7	16	2	28	53
Apprch %	100	100	100	100	
Total %	13.2	30.2	3.8	52.8	

*** PEDESTRIANS PAGE ***

NYS Department of Transportation

100 Seneca Street
Buffalo, New York 14203

County / Town : Erie / Buffalo
Requested By : Dipak Shastri
Counted By : The Traffic Group
Count Hours : 7 - 9 AM & 3 - 6 PM

File Name : Goodell St @ Oak

Site Code : 04111803
Start Date : 4/11/2018
Page No : 1

Groups Printed- Cars - Heavy Vehicles

Start Time	NY 954D (SB) Oak St From North				NY 33 Goodell St From East					NY 954D (SB) Oak St From South					NY 33 Goodell St From West				Int. Total
	Right	Thru	Left	App. Total	Right	ROR	Thru	Left	App. Total	Right	ROR	Thru	Left	App. Total	Right	Thru	Left	App. Total	
07:00 AM	0	21	0	21	27	3	322	17	369	0	0	0	0	0	0	0	0	0	390
07:15 AM	0	20	0	20	29	2	420	32	483	0	0	0	0	0	0	0	0	0	503
07:30 AM	0	29	0	29	21	1	582	35	639	0	0	0	0	0	0	0	0	0	668
07:45 AM	0	18	0	18	20	3	610	51	684	0	0	0	0	0	0	0	0	0	702
Total	0	88	0	88	97	9	1934	135	2175	0	0	0	0	0	0	0	0	0	2263
08:00 AM	0	23	0	23	22	3	603	46	674	0	0	0	0	0	0	0	0	0	697
08:15 AM	2	24	0	26	26	4	567	41	638	0	0	0	0	0	0	0	0	0	664
08:30 AM	3	17	0	20	27	5	466	45	543	0	0	0	0	0	0	0	0	0	563
08:45 AM	0	13	0	13	20	5	506	52	583	0	0	0	0	0	0	0	0	0	596
Total	5	77	0	82	95	17	2142	184	2438	0	0	0	0	0	0	0	0	0	2520
*** BREAK ***																			
03:00 PM	2	67	0	69	10	2	248	66	326	0	0	0	0	0	0	0	0	0	395
03:15 PM	0	62	0	62	4	1	245	41	291	0	0	0	0	0	0	0	0	0	353
03:30 PM	1	57	0	58	5	2	243	77	327	0	0	0	0	0	0	0	0	0	385
03:45 PM	0	66	0	66	10	1	233	60	304	0	0	0	0	0	0	0	0	0	370
Total	3	252	0	255	29	6	969	244	1248	0	0	0	0	0	0	0	0	0	1503
04:00 PM	0	110	0	110	7	0	263	79	349	0	0	0	0	0	0	0	0	0	459
04:15 PM	0	65	0	65	8	1	258	54	321	0	0	0	0	0	1	0	0	1	387
04:30 PM	1	109	0	110	11	2	237	62	312	0	0	0	0	0	0	0	0	0	422
04:45 PM	3	83	0	86	9	3	303	59	374	0	0	0	0	0	0	0	0	0	460
Total	4	367	0	371	35	6	1061	254	1356	0	0	0	0	0	1	0	0	1	1728
05:00 PM	1	111	0	112	10	2	260	54	326	0	0	0	0	0	0	0	0	0	438
05:15 PM	0	77	0	77	6	0	297	49	352	0	0	0	0	0	0	0	0	0	429
05:30 PM	0	70	0	70	4	2	256	49	311	0	0	0	0	0	0	0	0	0	381
05:45 PM	0	54	0	54	9	0	254	27	290	0	0	0	0	0	0	0	0	0	344
Total	1	312	0	313	29	4	1067	179	1279	0	0	0	0	0	0	0	0	0	1592
Grand Total	13	1096	0	1109	285	42	7173	996	8496	0	0	0	0	0	1	0	0	1	9606
Aprch %	1.2	98.8	0		3.4	0.5	84.4	11.7		0	0	0	0		100	0	0		
Total %	0.1	11.4	0	11.5	3	0.4	74.7	10.4	88.4	0	0	0	0	0	0	0	0	0	
Cars	12	1088	0	1100	268	42	6980	978	8268	0	0	0	0	0	1	0	0	1	9369
% Cars	92.3	99.3	0	99.2	94	100	97.3	98.2	97.3	0	0	0	0	0	100	0	0	100	97.5
Heavy Vehicles	1	8	0	9	17	0	193	18	228	0	0	0	0	0	0	0	0	0	237
% Heavy Vehicles	7.7	0.7	0	0.8	6	0	2.7	1.8	2.7	0	0	0	0	0	0	0	0	0	2.5

*** ALL VEHICLES PAGE ***

NYS Department of Transportation

100 Seneca Street
Buffalo, New York 14203

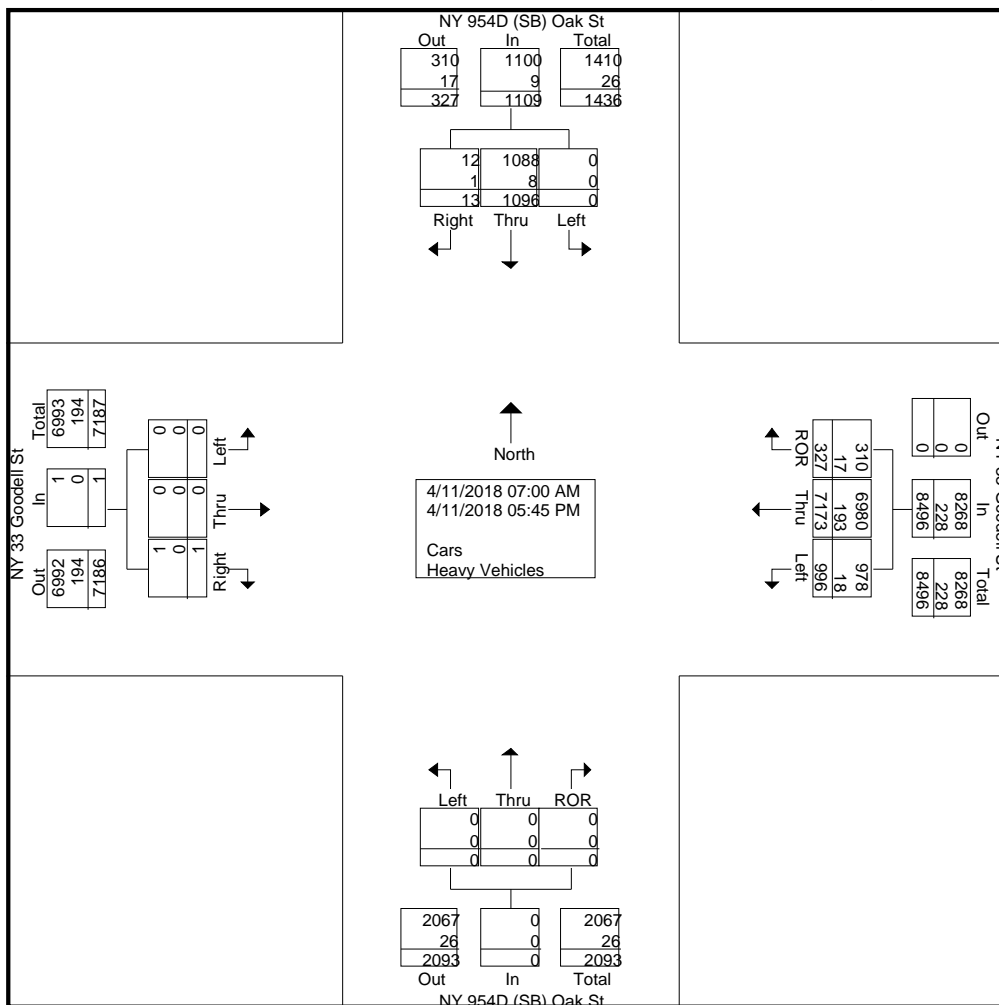
County / Town : Erie / Buffalo
Requested By : Dipak Shastri
Counted By : The Traffic Group
Count Hours : 7 - 9 AM & 3 - 6 PM

File Name : Goodell St @ Oak

Site Code : 04111803

Start Date : 4/11/2018

Page No : 2



NYS Department of Transportation

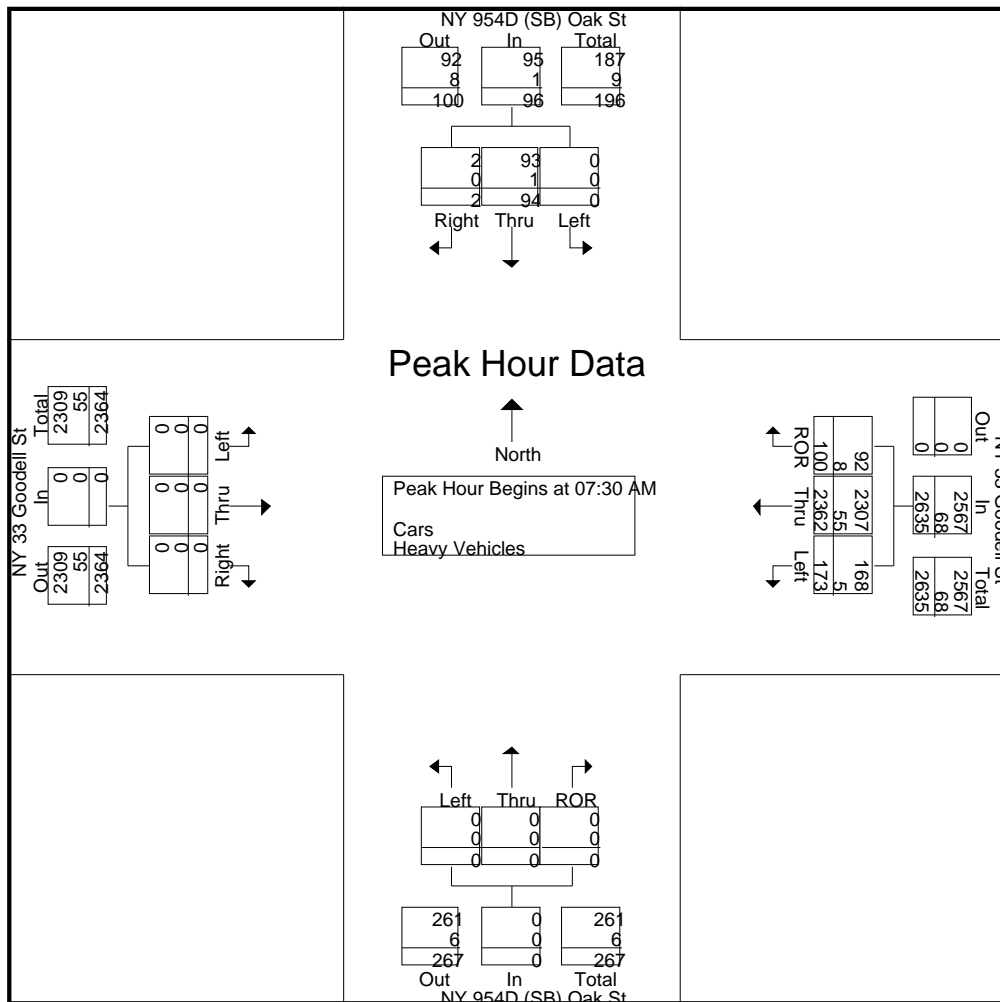
100 Seneca Street
Buffalo, New York 14203

County / Town : Erie / Buffalo
Requested By : Dipak Shastri
Counted By : The Traffic Group
Count Hours : 7 - 9 AM & 3 - 6 PM

File Name : Goodell St @ Oak

Site Code : 04111803
Start Date : 4/11/2018
Page No : 3

Start Time	NY 954D (SB) Oak St From North				NY 33 Goodell St From East					NY 954D (SB) Oak St From South					NY 33 Goodell St From West				Int. Total	
	Right	Thru	Left	App. Total	Right	ROR	Thru	Left	App. Total	Right	ROR	Thru	Left	App. Total	Right	Thru	Left	App. Total		
Peak Hour Analysis From 07:00 AM to 08:45 AM - Peak 1 of 1																				
Peak Hour for Entire Intersection Begins at 07:30 AM																				
07:30 AM	0	29	0	29	21	1	582	35	639	0	0	0	0	0	0	0	0	0	0	668
07:45 AM	0	18	0	18	20	3	610	51	684	0	0	0	0	0	0	0	0	0	0	702
08:00 AM	0	23	0	23	22	3	603	46	674	0	0	0	0	0	0	0	0	0	0	697
08:15 AM	2	24	0	26	26	4	567	41	638	0	0	0	0	0	0	0	0	0	0	664
Total Volume	2	94	0	96	89	11	2362	173	2635	0	0	0	0	0	0	0	0	0	0	2731
% App. Total	2.1	97.9	0		3.4	0.4	89.6	6.6		0	0	0	0	0	0	0	0			
PHF	.250	.810	.000	.828	.856	.688	.968	.848	.963	.000	.000	.000	.000	.000	.000	.000	.000	.000	.000	.973
Cars	2	93	0	95	81	11	2307	168	2567	0	0	0	0	0	0	0	0	0	0	2662
% Cars	100	98.9	0	99.0	91.0	100	97.7	97.1	97.4	0	0	0	0	0	0	0	0	0	0	97.5
Heavy Vehicles	0	1	0	1	8	0	55	5	68	0	0	0	0	0	0	0	0	0	0	69
% Heavy Vehicles	0	1.1	0	1.0	9.0	0	2.3	2.9	2.6	0	0	0	0	0	0	0	0	0	0	2.5



NYS Department of Transportation

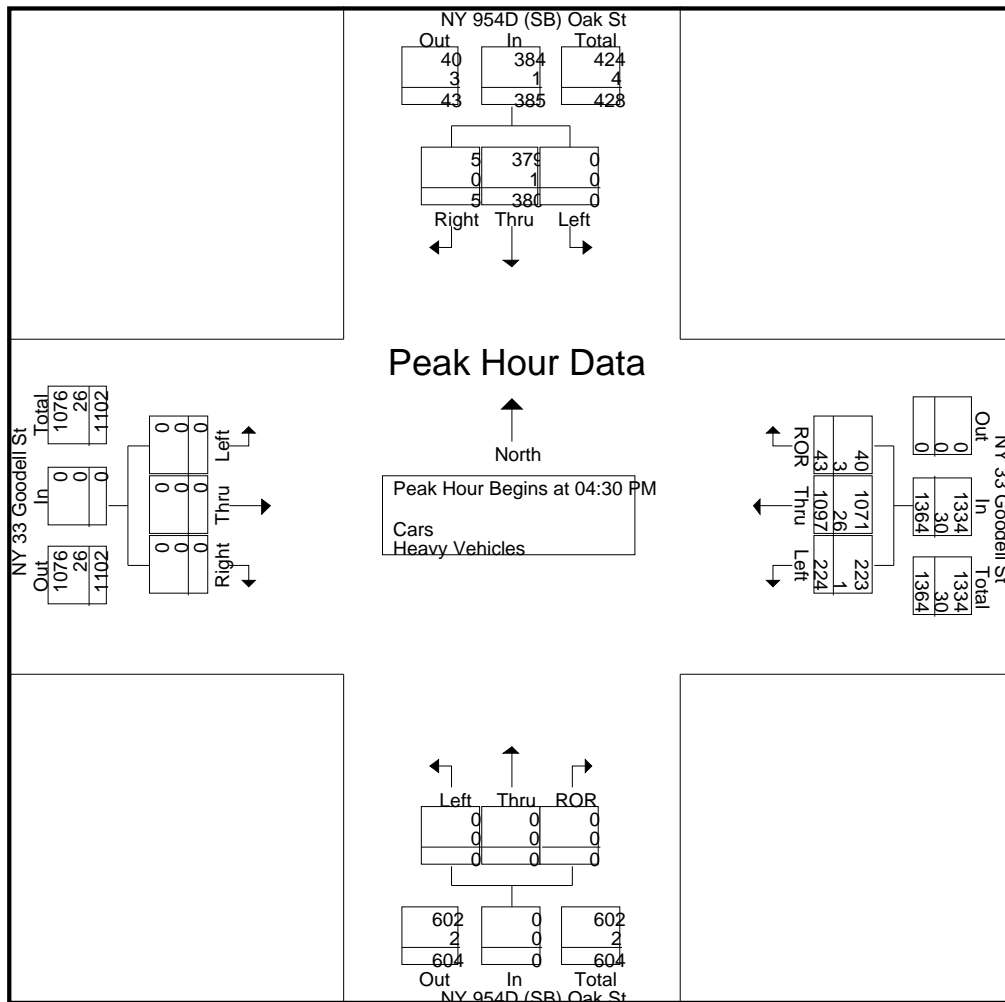
100 Seneca Street
Buffalo, New York 14203

County / Town : Erie / Buffalo
Requested By : Dipak Shastri
Counted By : The Traffic Group
Count Hours : 7 - 9 AM & 3 - 6 PM

File Name : Goodell St @ Oak

Site Code : 04111803
Start Date : 4/11/2018
Page No : 4

Start Time	NY 954D (SB) Oak St From North				NY 33 Goodell St From East					NY 954D (SB) Oak St From South					NY 33 Goodell St From West				Int. Total	
	Right	Thru	Left	App. Total	Right	ROR	Thru	Left	App. Total	Right	ROR	Thru	Left	App. Total	Right	Thru	Left	App. Total		
Peak Hour Analysis From 03:00 PM to 05:45 PM - Peak 1 of 1																				
Peak Hour for Entire Intersection Begins at 04:30 PM																				
04:30 PM	1	109	0	110	11	2	237	62	312	0	0	0	0	0	0	0	0	0	0	422
04:45 PM	3	83	0	86	9	3	303	59	374	0	0	0	0	0	0	0	0	0	0	460
05:00 PM	1	111	0	112	10	2	260	54	326	0	0	0	0	0	0	0	0	0	0	438
05:15 PM	0	77	0	77	6	0	297	49	352	0	0	0	0	0	0	0	0	0	0	429
Total Volume	5	380	0	385	36	7	1097	224	1364	0	0	0	0	0	0	0	0	0	0	1749
% App. Total	1.3	98.7	0		2.6	0.5	80.4	16.4		0	0	0	0	0	0	0	0	0	0	
PHF	.417	.856	.000	.859	.818	.583	.905	.903	.912	.000	.000	.000	.000	.000	.000	.000	.000	.000	.000	.951
Cars	5	379	0	384	33	7	1071	223	1334	0	0	0	0	0	0	0	0	0	0	1718
% Cars	100	99.7	0	99.7	91.7	100	97.6	99.6	97.8	0	0	0	0	0	0	0	0	0	0	98.2
Heavy Vehicles	0	1	0	1	3	0	26	1	30	0	0	0	0	0	0	0	0	0	0	31
% Heavy Vehicles	0	0.3	0	0.3	8.3	0	2.4	0.4	2.2	0	0	0	0	0	0	0	0	0	0	1.8



NYS Department of Transportation

100 Seneca Street
Buffalo, New York 14203

County / Town : Erie / Buffalo
Requested By : Dipak Shastri
Counted By : The Traffic Group
Count Hours : 7 - 9 AM & 3 - 6 PM

File Name : Goodell St @ Oak

Site Code : 04111803
Start Date : 4/11/2018
Page No : 5

Groups Printed- Heavy Vehicles

Start Time	NY 954D (SB) Oak St From North			NY 33 Goodell St From East				NY 954D (SB) Oak St From South				NY 33 Goodell St From West			Int. Total
	Right	Thru	Left	Right	ROR	Thru	Left	Right	ROR	Thru	Left	Right	Thru	Left	
07:00 AM	0	0	0	0	0	11	0	0	0	0	0	0	0	0	11
07:15 AM	0	0	0	1	0	17	0	0	0	0	0	0	0	0	18
07:30 AM	0	1	0	3	0	21	0	0	0	0	0	0	0	0	25
07:45 AM	0	0	0	2	0	15	3	0	0	0	0	0	0	0	20
Total	0	1	0	6	0	64	3	0	0	0	0	0	0	0	74
08:00 AM	0	0	0	3	0	11	1	0	0	0	0	0	0	0	15
08:15 AM	0	0	0	0	0	8	1	0	0	0	0	0	0	0	9
08:30 AM	0	1	0	2	0	17	2	0	0	0	0	0	0	0	22
08:45 AM	0	1	0	0	0	11	1	0	0	0	0	0	0	0	13
Total	0	2	0	5	0	47	5	0	0	0	0	0	0	0	59
*** BREAK ***															
03:00 PM	1	0	0	0	0	7	2	0	0	0	0	0	0	0	10
03:15 PM	0	1	0	1	0	8	0	0	0	0	0	0	0	0	10
03:30 PM	0	0	0	1	0	10	2	0	0	0	0	0	0	0	13
03:45 PM	0	3	0	0	0	9	0	0	0	0	0	0	0	0	12
Total	1	4	0	2	0	34	4	0	0	0	0	0	0	0	45
04:00 PM	0	0	0	1	0	8	1	0	0	0	0	0	0	0	10
04:15 PM	0	0	0	0	0	8	1	0	0	0	0	0	0	0	9
04:30 PM	0	0	0	2	0	7	0	0	0	0	0	0	0	0	9
04:45 PM	0	0	0	1	0	5	1	0	0	0	0	0	0	0	7
Total	0	0	0	4	0	28	3	0	0	0	0	0	0	0	35
05:00 PM	0	0	0	0	0	10	0	0	0	0	0	0	0	0	10
05:15 PM	0	1	0	0	0	4	0	0	0	0	0	0	0	0	5
05:30 PM	0	0	0	0	0	4	1	0	0	0	0	0	0	0	5
05:45 PM	0	0	0	0	0	2	2	0	0	0	0	0	0	0	4
Total	0	1	0	0	0	20	3	0	0	0	0	0	0	0	24
Grand Total	1	8	0	17	0	193	18	0	0	0	0	0	0	0	237
Apprch %	11.1	88.9	0	7.5	0	84.6	7.9	0	0	0	0	0	0	0	
Total %	0.4	3.4	0	7.2	0	81.4	7.6	0	0	0	0	0	0	0	

*** HEAVY VEHICLES PAGE ***

NYS Department of Transportation

100 Seneca Street
Buffalo, New York 14203

County / Town : Erie / Buffalo
Requested By : Dipak Shastri
Counted By : The Traffic Group
Count Hours : 7 - 9 AM & 3 - 6 PM

File Name : Goodell St @ Oak

Site Code : 04111803
Start Date : 4/11/2018
Page No : 6



NYS Department of Transportation

100 Seneca Street
Buffalo, New York 14203

County / Town : Erie / Buffalo
Requested By : Dipak Shastri
Counted By : The Traffic Group
Count Hours : 7 - 9 AM & 3 - 6 PM

File Name : Goodell St @ Ellicott

Site Code : 04111804
Start Date : 4/11/2018
Page No : 1

Groups Printed- Cars - Heavy Vehicles

Start Time	NY 5 Ellicott St From North					NY 33 Goodell St From East					NY 5 Ellicott St From South				NY 33 Goodell St From West				Int. Total
	Right	ROR	Thru	Left	App. Total	Right	ROR	Thru	Left	App. Total	Right	Thru	Left	App. Total	Right	Thru	Left	App. Total	
07:00 AM	1	0	14	0	15	66	8	230	13	317	0	9	2	11	0	1	1	2	345
07:15 AM	1	0	9	0	10	59	7	348	10	424	0	17	2	19	0	2	0	2	455
07:30 AM	3	0	21	0	24	78	10	450	22	560	0	29	4	33	0	2	1	3	620
07:45 AM	2	0	27	0	29	87	11	495	38	631	0	14	2	16	0	1	0	1	677
Total	7	0	71	0	78	290	36	1523	83	1932	0	69	10	79	0	6	2	8	2097
08:00 AM	3	0	22	0	25	85	9	472	31	597	0	20	8	28	0	1	2	3	653
08:15 AM	2	1	17	0	20	84	11	464	22	581	0	27	5	32	0	3	1	4	637
08:30 AM	0	1	26	0	27	82	7	384	15	488	0	25	2	27	0	0	1	1	543
08:45 AM	3	0	22	0	25	82	12	368	13	475	0	21	2	23	0	2	1	3	526
Total	8	2	87	0	97	333	39	1688	81	2141	0	93	17	110	0	6	5	11	2359
*** BREAK ***																			
03:00 PM	6	4	58	0	68	23	4	229	2	258	0	12	2	14	0	0	2	2	342
03:15 PM	7	1	31	0	39	28	6	218	5	257	0	14	3	17	0	0	1	1	314
03:30 PM	8	1	52	0	61	19	5	220	1	245	0	17	7	24	0	0	1	1	331
03:45 PM	5	2	35	0	42	23	8	213	5	249	0	13	6	19	0	1	0	1	311
Total	26	8	176	0	210	93	23	880	13	1009	0	56	18	74	0	1	4	5	1298
04:00 PM	11	0	53	0	64	19	3	220	6	248	0	22	6	28	0	2	1	3	343
04:15 PM	5	0	45	0	50	31	6	231	5	273	0	21	4	25	0	1	0	1	349
04:30 PM	10	5	38	0	53	27	3	202	5	237	0	19	7	26	0	0	1	1	317
04:45 PM	6	1	47	0	54	42	6	248	4	300	0	21	19	40	0	1	1	2	396
Total	32	6	183	0	221	119	18	901	20	1058	0	83	36	119	0	4	3	7	1405
05:00 PM	5	3	56	0	64	34	1	243	5	283	0	28	11	39	0	1	1	2	388
05:15 PM	8	2	31	0	41	23	0	247	6	276	0	14	12	26	0	2	0	2	345
05:30 PM	5	1	35	0	41	23	5	232	3	263	0	9	12	21	0	0	1	1	326
05:45 PM	2	1	45	0	48	20	2	248	1	271	0	17	4	21	0	1	0	1	341
Total	20	7	167	0	194	100	8	970	15	1093	0	68	39	107	0	4	2	6	1400
Grand Total	93	23	684	0	800	935	124	5962	212	7233	0	369	120	489	0	21	16	37	8559
Aprch %	11.6	2.9	85.5	0		12.9	1.7	82.4	2.9		0	75.5	24.5		0	56.8	43.2		
Total %	1.1	0.3	8	0	9.3	10.9	1.4	69.7	2.5	84.5	0	4.3	1.4	5.7	0	0.2	0.2	0.4	
Cars	88	23	671	0	782	915	123	5785	204	7027	0	369	120	489	0	0	0	0	8298
% Cars	94.6	100	98.1	0	97.8	97.9	99.2	97	96.2	97.2	0	100	100	100	0	0	0	0	97
Heavy Vehicles	5	0	13	0	18	20	1	177	8	206	0	0	0	0	0	21	16	37	261
% Heavy Vehicles	5.4	0	1.9	0	2.2	2.1	0.8	3	3.8	2.8	0	0	0	0	0	100	100	100	3

*** ALL VEHICLES PAGE ***

NYS Department of Transportation

100 Seneca Street
Buffalo, New York 14203

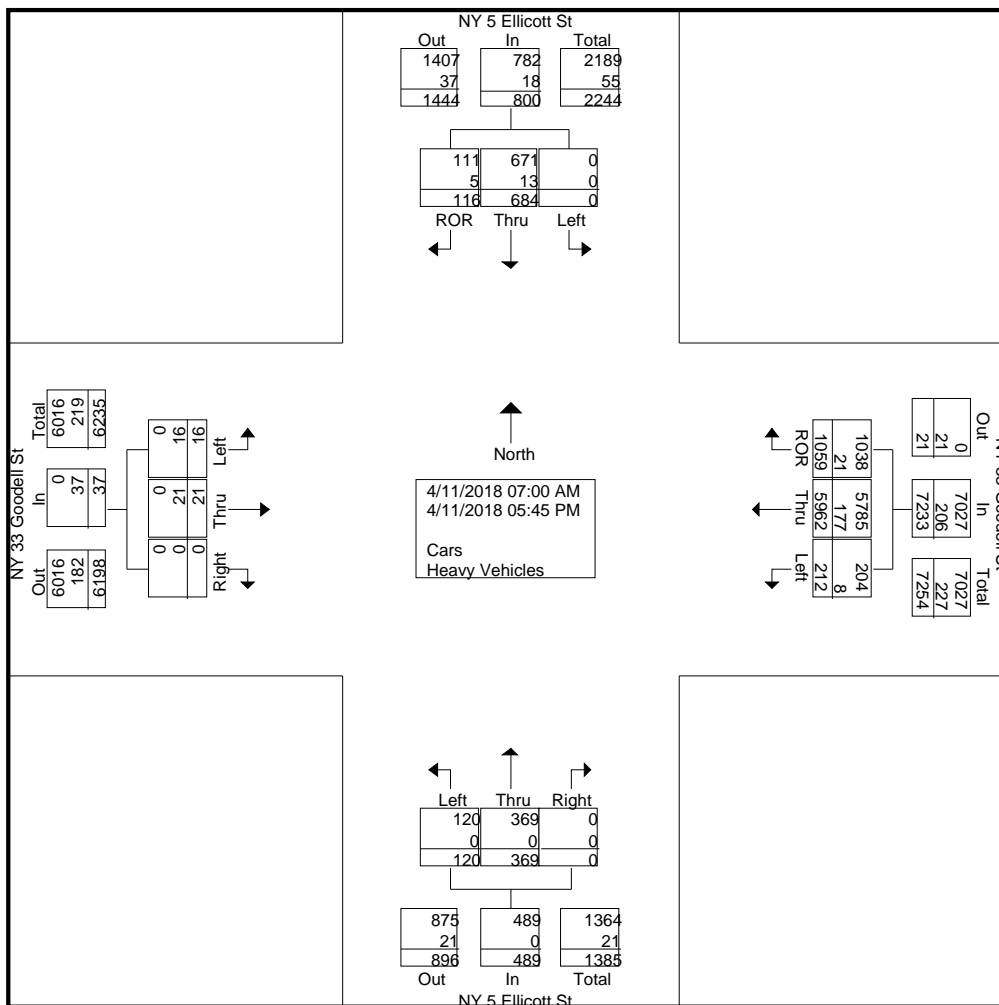
County / Town : Erie / Buffalo
Requested By : Dipak Shastri
Counted By : The Traffic Group
Count Hours : 7 - 9 AM & 3 - 6 PM

File Name : Goodell St @ Ellicott

Site Code : 04111804

Start Date : 4/11/2018

Page No : 2



NYS Department of Transportation

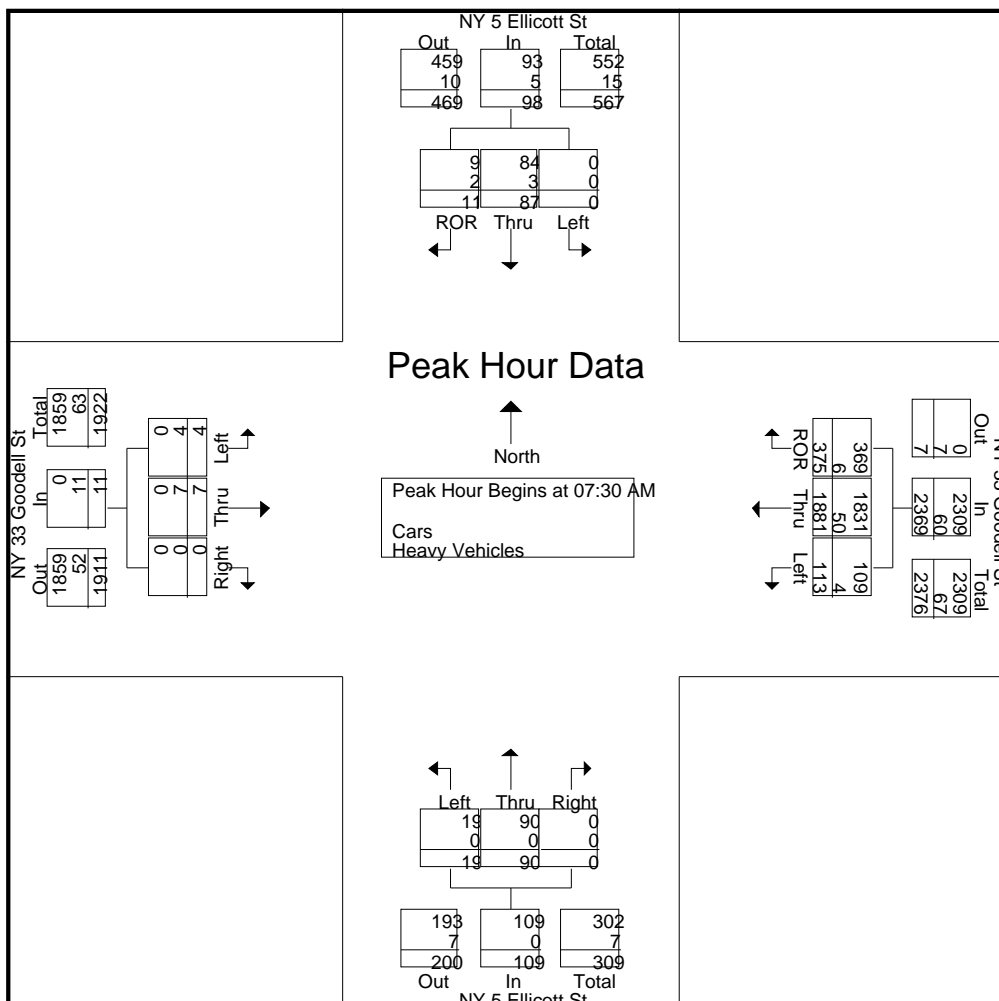
100 Seneca Street
Buffalo, New York 14203

County / Town : Erie / Buffalo
Requested By : Dipak Shastri
Counted By : The Traffic Group
Count Hours : 7 - 9 AM & 3 - 6 PM

File Name : Goodell St @ Ellicott

Site Code : 04111804
Start Date : 4/11/2018
Page No : 3

Start Time	NY 5 Ellicott St From North					NY 33 Goodell St From East					NY 5 Ellicott St From South				NY 33 Goodell St From West				Int. Total
	Right	ROR	Thru	Left	App. Total	Right	ROR	Thru	Left	App. Total	Right	Thru	Left	App. Total	Right	Thru	Left	App. Total	
Peak Hour Analysis From 07:00 AM to 08:45 AM - Peak 1 of 1																			
Peak Hour for Entire Intersection Begins at 07:30 AM																			
07:30 AM	3	0	21	0	24	78	10	450	22	560	0	29	4	33	0	2	1	3	620
07:45 AM	2	0	27	0	29	87	11	495	38	631	0	14	2	16	0	1	0	1	677
08:00 AM	3	0	22	0	25	85	9	472	31	597	0	20	8	28	0	1	2	3	653
08:15 AM	2	1	17	0	20	84	11	464	22	581	0	27	5	32	0	3	1	4	637
Total Volume	10	1	87	0	98	334	41	1881	113	2369	0	90	19	109	0	7	4	11	2587
% App. Total	10.2	1	88.8	0		14.1	1.7	79.4	4.8		0	82.6	17.4		0	63.6	36.4		
PHF	.833	.250	.806	.000	.845	.960	.932	.950	.743	.939	.000	.776	.594	.826	.000	.583	.500	.688	.955
Cars	8	1	84	0	93	329	40	1831	109	2309	0	90	19	109	0	0	0	0	2511
% Cars	80.0	100	96.6	0	94.9	98.5	97.6	97.3	96.5	97.5	0	100	100	100	0	0	0	0	97.1
Heavy Vehicles	2	0	3	0	5	5	1	50	4	60	0	0	0	0	0	7	4	11	76
% Heavy Vehicles	20.0	0	3.4	0	5.1	1.5	2.4	2.7	3.5	2.5	0	0	0	0	0	100	100	100	2.9



NYS Department of Transportation

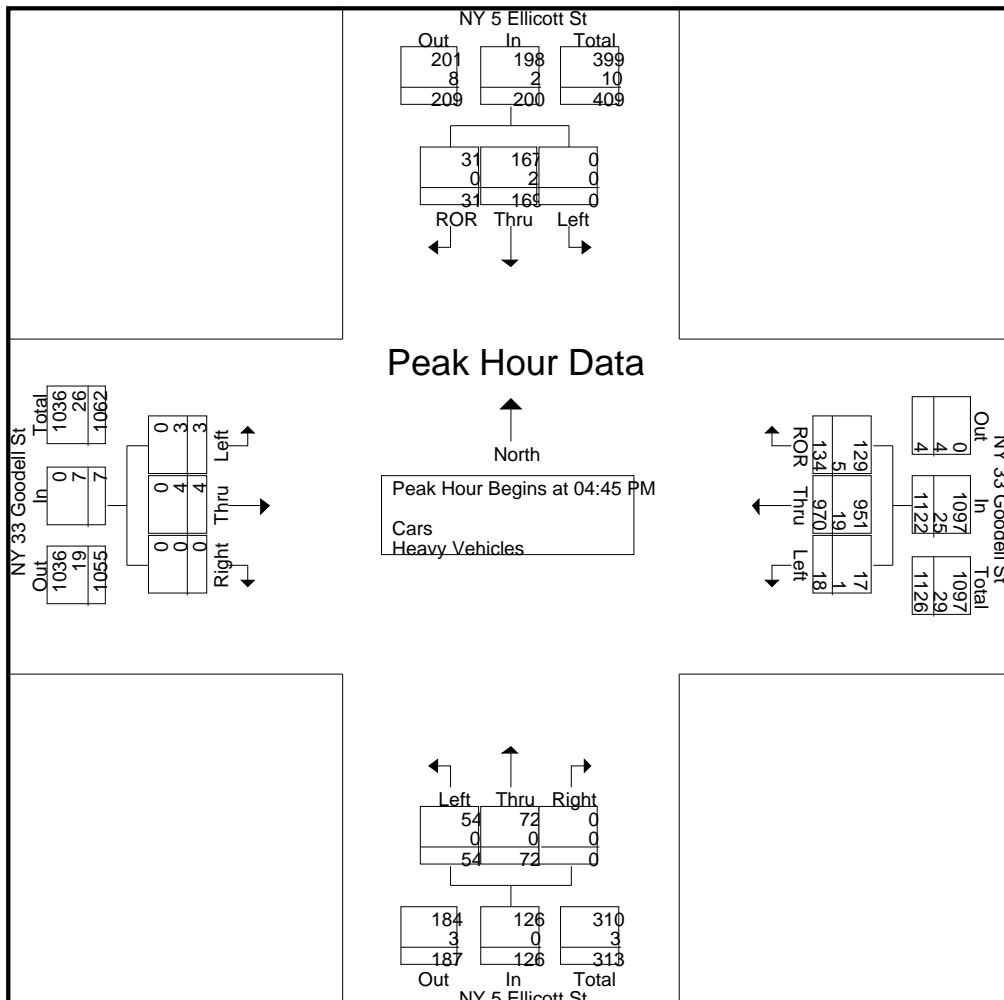
100 Seneca Street
Buffalo, New York 14203

County / Town : Erie / Buffalo
Requested By : Dipak Shastri
Counted By : The Traffic Group
Count Hours : 7 - 9 AM & 3 - 6 PM

File Name : Goodell St @ Ellicott

Site Code : 04111804
Start Date : 4/11/2018
Page No : 4

Start Time	NY 5 Ellicott St From North					NY 33 Goodell St From East					NY 5 Ellicott St From South				NY 33 Goodell St From West				Int. Total
	Right	ROR	Thru	Left	App. Total	Right	ROR	Thru	Left	App. Total	Right	Thru	Left	App. Total	Right	Thru	Left	App. Total	
Peak Hour Analysis From 03:00 PM to 05:45 PM - Peak 1 of 1																			
Peak Hour for Entire Intersection Begins at 04:45 PM																			
04:45 PM	6	1	47	0	54	42	6	248	4	300	0	21	19	40	0	1	1	2	396
05:00 PM	5	3	56	0	64	34	1	243	5	283	0	28	11	39	0	1	1	2	388
05:15 PM	8	2	31	0	41	23	0	247	6	276	0	14	12	26	0	2	0	2	345
05:30 PM	5	1	35	0	41	23	5	232	3	263	0	9	12	21	0	0	1	1	326
Total Volume	24	7	169	0	200	122	12	970	18	1122	0	72	54	126	0	4	3	7	1455
% App. Total																			
PHF	.750	.583	.754	.000	.781	.726	.500	.978	.750	.935	.000	.643	.711	.788	.000	.500	.750	.875	.919
Cars	24	7	167	0	198	117	12	951	17	1097	0	72	54	126	0	0	0	0	1421
% Cars	100	100	98.8	0	99.0	95.9	100	98.0	94.4	97.8	0	100	100	100	0	0	0	0	97.7
Heavy Vehicles	0	0	2	0	2	5	0	19	1	25	0	0	0	0	0	4	3	7	34
% Heavy Vehicles	0	0	1.2	0	1.0	4.1	0	2.0	5.6	2.2	0	0	0	0	0	100	100	100	2.3



NYS Department of Transportation

100 Seneca Street
Buffalo, New York 14203

County / Town : Erie / Buffalo
Requested By : Dipak Shastri
Counted By : The Traffic Group
Count Hours : 7 - 9 AM & 3 - 6 PM

File Name : Goodell St @ Ellicott

Site Code : 04111804
Start Date : 4/11/2018
Page No : 5

Groups Printed- Heavy Vehicles

Start Time	NY 5 Ellicott St From North				NY 33 Goodell St From East				NY 5 Ellicott St From South			NY 33 Goodell St From West			Int. Total
	Right	ROR	Thru	Left	Right	ROR	Thru	Left	Right	Thru	Left	Right	Thru	Left	
07:00 AM	0	0	0	0	3	0	10	0	0	0	0	0	1	1	15
07:15 AM	0	0	0	0	0	0	16	1	0	0	0	0	2	0	19
07:30 AM	0	0	0	0	1	1	19	0	0	0	0	0	2	1	24
07:45 AM	1	0	1	0	2	0	12	0	0	0	0	0	1	0	17
Total	1	0	1	0	6	1	57	1	0	0	0	0	6	2	75
08:00 AM	1	0	1	0	1	0	11	2	0	0	0	0	1	2	19
08:15 AM	0	0	1	0	1	0	8	2	0	0	0	0	3	1	16
08:30 AM	0	0	1	0	1	0	15	0	0	0	0	0	0	1	18
08:45 AM	1	0	0	0	1	0	9	1	0	0	0	0	2	1	15
Total	2	0	3	0	4	0	43	5	0	0	0	0	6	5	68
*** BREAK ***															
03:00 PM	0	0	3	0	1	0	10	0	0	0	0	0	0	2	16
03:15 PM	0	0	0	0	0	0	9	0	0	0	0	0	0	1	10
03:30 PM	0	0	1	0	2	0	8	0	0	0	0	0	0	1	12
03:45 PM	2	0	0	0	0	0	9	0	0	0	0	0	1	0	12
Total	2	0	4	0	3	0	36	0	0	0	0	0	1	4	50
04:00 PM	0	0	0	0	1	0	5	0	0	0	0	0	2	1	9
04:15 PM	0	0	0	0	0	0	9	1	0	0	0	0	1	0	11
04:30 PM	0	0	3	0	1	0	6	0	0	0	0	0	0	1	11
04:45 PM	0	0	1	0	1	0	5	0	0	0	0	0	1	1	9
Total	0	0	4	0	3	0	25	1	0	0	0	0	4	3	40
05:00 PM	0	0	1	0	2	0	6	1	0	0	0	0	1	1	12
05:15 PM	0	0	0	0	2	0	3	0	0	0	0	0	2	0	7
05:30 PM	0	0	0	0	0	0	5	0	0	0	0	0	0	1	6
05:45 PM	0	0	0	0	0	0	2	0	0	0	0	0	1	0	3
Total	0	0	1	0	4	0	16	1	0	0	0	0	4	2	28
Grand Total	5	0	13	0	20	1	177	8	0	0	0	0	21	16	261
Apprch %	27.8	0	72.2	0	9.7	0.5	85.9	3.9	0	0	0	0	56.8	43.2	
Total %	1.9	0	5	0	7.7	0.4	67.8	3.1	0	0	0	0	8	6.1	

*** HEAVY VEHICLES PAGE ***

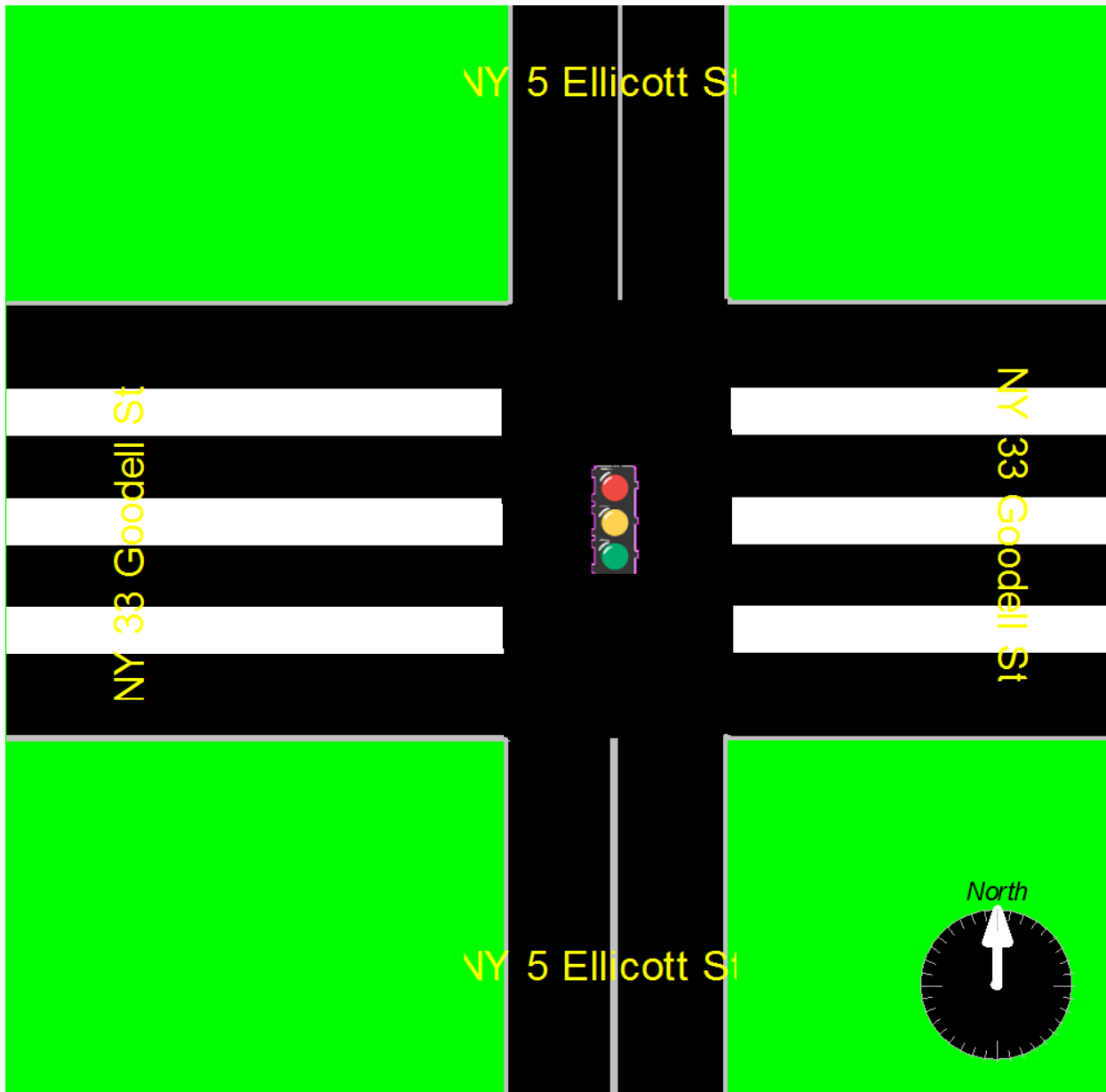
NYS Department of Transportation

100 Seneca Street
Buffalo, New York 14203

County / Town : Erie / Buffalo
Requested By : Dipak Shastri
Counted By : The Traffic Group
Count Hours : 7 - 9 AM & 3 - 6 PM

File Name : Goodell St @ Ellicott

Site Code : 04111804
Start Date : 4/11/2018
Page No : 6



NYS Department of Transportation

100 Seneca Street
Buffalo, New York 14203

County / Town : Erie / Buffalo
Requested By : Dipak Shastri
Counted By : The Traffic Group
Count Hours : 7 - 9 AM & 3 - 6 PM

File Name : Goodell St @ Ellicott

Site Code : 04111804
Start Date : 4/11/2018
Page No : 7

Groups Printed- Pedestrians

	NY 5 Ellicott St From North	NY 33 Goodell St From East	NY 5 Ellicott St From South	NY 33 Goodell St From West	
Start Time	Pedestrians Crossing	Pedestrians Crossing	Pedestrians Crossing	Pedestrians Crossing	Int. Total
07:00 AM	0	1	1	0	2
07:15 AM	0	2	1	0	3
07:30 AM	0	6	3	0	9
07:45 AM	0	5	2	0	7
Total	0	14	7	0	21
08:00 AM	0	5	1	2	8
08:15 AM	0	4	3	1	8
08:30 AM	0	3	1	2	6
08:45 AM	0	6	10	0	16
Total	0	18	15	5	38
*** BREAK ***					
03:00 PM	0	7	2	0	9
03:15 PM	0	4	4	0	8
03:30 PM	1	4	2	1	8
03:45 PM	0	5	7	0	12
Total	1	20	15	1	37
04:00 PM	0	9	1	2	12
04:15 PM	0	5	5	0	10
04:30 PM	0	4	2	2	8
04:45 PM	0	3	0	0	3
Total	0	21	8	4	33
05:00 PM	0	7	2	0	9
05:15 PM	0	2	1	1	4
05:30 PM	0	10	3	0	13
05:45 PM	2	5	4	1	12
Total	2	24	10	2	38
Grand Total	3	97	55	12	167
Apprch %	100	100	100	100	
Total %	1.8	58.1	32.9	7.2	

*** PEDESTRIANS PAGE ***

NYS Department of Transportation

100 Seneca Street
Buffalo, New York 14203

County / Town : Erie / Buffalo
Requested By : Dipak Shastri
Counted By : The Traffic Group
Count Hours : 7 - 9 AM & 3 - 6 PM

File Name : Goodell St @ Oak

Site Code : 04111803
Start Date : 4/11/2018
Page No : 7

Groups Printed- Pedestrians

	NY 954D (SB) Oak St From North	NY 33 Goodell St From East	NY 954D (SB) Oak St From South	NY 33 Goodell St From West	
Start Time	Pedestrians Crossing	Pedestrians Crossing	Pedestrians Crossing	Pedestrians Crossing	Int. Total
07:00 AM	0	0	5	0	5
07:15 AM	0	0	8	0	8
07:30 AM	1	1	11	2	15
07:45 AM	2	2	14	2	20
Total	3	3	38	4	48
08:00 AM	1	2	10	1	14
08:15 AM	0	3	2	1	6
08:30 AM	1	1	2	4	8
08:45 AM	1	1	1	2	5
Total	3	7	15	8	33
*** BREAK ***					
03:00 PM	0	3	0	2	5
03:15 PM	0	0	4	0	4
03:30 PM	0	1	4	0	5
03:45 PM	0	1	19	0	20
Total	0	5	27	2	34
04:00 PM	0	2	10	0	12
04:15 PM	0	4	12	1	17
04:30 PM	1	1	14	1	17
04:45 PM	2	3	10	2	17
Total	3	10	46	4	63
05:00 PM	0	0	5	5	10
05:15 PM	0	3	6	1	10
05:30 PM	0	0	4	0	4
05:45 PM	0	0	6	0	6
Total	0	3	21	6	30
Grand Total	9	28	147	24	208
Apprch %	100	100	100	100	
Total %	4.3	13.5	70.7	11.5	

*** PEDESTRIANS PAGE ***

NYS Department of Transportation

100 Seneca Street
Buffalo, New York 14203

County / Town : Erie / Buffalo
Requested By : Dipak Shastri
Counted By : The Traffic Group
Count Hours : 7 - 9 AM & 3 - 6 PM

File Name : Goodell St @ Washington

Site Code : 04111805
Start Date : 4/11/2018
Page No : 1

Groups Printed- Cars - Heavy Vehicles

Start Time	Washington St From North					NY 5 Goodell St From East					Washington St From South				NY 5 Goodell St From West				Int. Total
	Right	ROR	Thru	Left	App. Total	Right	ROR	Thru	Left	App. Total	Right	Thru	Left	App. Total	Right	Thru	Left	App. Total	
07:00 AM	0	1	6	0	7	4	4	217	11	236	0	6	4	10	0	0	0	0	253
07:15 AM	0	2	16	0	18	14	0	312	7	333	0	7	1	8	0	0	0	0	359
07:30 AM	1	0	12	0	13	7	1	452	8	468	0	7	5	12	0	0	0	0	493
07:45 AM	1	0	22	0	23	13	2	438	17	470	0	5	2	7	0	0	0	0	500
Total	2	3	56	0	61	38	7	1419	43	1507	0	25	12	37	0	0	0	0	1605
08:00 AM	3	0	21	0	24	13	3	446	27	489	0	5	6	11	0	0	0	0	524
08:15 AM	1	0	9	0	10	6	1	441	19	467	0	6	7	13	0	0	0	0	490
08:30 AM	2	1	14	0	17	7	0	352	23	382	0	8	4	12	0	0	0	0	411
08:45 AM	0	0	13	0	13	11	1	370	17	399	0	5	5	10	0	0	0	0	422
Total	6	1	57	0	64	37	5	1609	86	1737	0	24	22	46	0	0	0	0	1847
*** BREAK ***																			
03:00 PM	1	1	24	0	26	0	0	209	13	222	0	15	9	24	0	0	0	0	272
03:15 PM	1	0	28	0	29	4	0	214	6	224	0	13	7	20	0	0	0	0	273
03:30 PM	1	1	11	0	13	2	0	222	7	231	0	13	9	22	0	0	0	0	266
03:45 PM	0	2	15	0	17	0	0	197	2	199	0	16	5	21	0	0	0	0	237
Total	3	4	78	0	85	6	0	842	28	876	0	57	30	87	0	0	0	0	1048
04:00 PM	3	6	30	0	39	5	0	233	11	249	0	19	11	30	0	0	0	0	318
04:15 PM	4	0	22	0	26	1	0	218	9	228	0	12	17	29	0	0	0	0	283
04:30 PM	5	1	51	0	57	2	0	231	14	247	0	16	12	28	0	0	0	0	332
04:45 PM	3	2	32	0	37	3	1	264	9	277	0	18	13	31	0	0	0	0	345
Total	15	9	135	0	159	11	1	946	43	1001	0	65	53	118	0	0	0	0	1278
05:00 PM	2	3	36	0	41	3	3	230	3	239	0	21	17	38	0	0	0	0	318
05:15 PM	3	1	20	0	24	6	1	271	8	286	0	16	10	26	0	0	0	0	336
05:30 PM	2	1	17	0	20	1	0	221	5	227	0	11	14	25	0	0	0	0	272
05:45 PM	2	0	13	0	15	0	1	255	6	262	0	10	11	21	0	0	0	0	298
Total	9	5	86	0	100	10	5	977	22	1014	0	58	52	110	0	0	0	0	1224
Grand Total	35	22	412	0	469	102	18	5793	222	6135	0	229	169	398	0	0	0	0	7002
Aprch %	7.5	4.7	87.8	0		1.7	0.3	94.4	3.6		0	57.5	42.5		0	0	0		
Total %	0.5	0.3	5.9	0	6.7	1.5	0.3	82.7	3.2	87.6	0	3.3	2.4	5.7	0	0	0	0	
Cars	32	20	392	0	444	101	18	5591	218	5928	0	223	159	382	0	0	0	0	6754
% Cars	91.4	90.9	95.1	0	94.7	99	100	96.5	98.2	96.6	0	97.4	94.1	96	0	0	0	0	96.5
Heavy Vehicles	3	2	20	0	25	1	0	202	4	207	0	6	10	16	0	0	0	0	248
% Heavy Vehicles	8.6	9.1	4.9	0	5.3	1	0	3.5	1.8	3.4	0	2.6	5.9	4	0	0	0	0	3.5

*** ALL VEHICLES PAGE ***

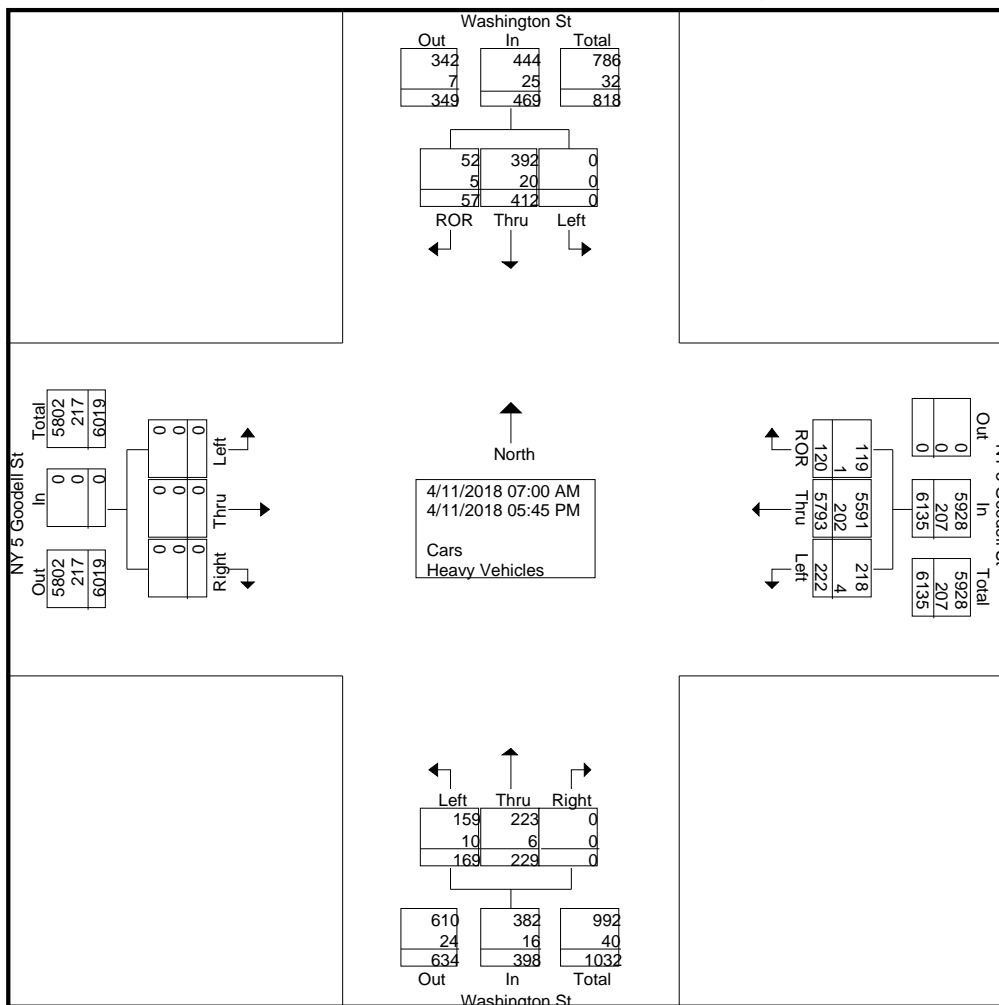
NYS Department of Transportation

100 Seneca Street
Buffalo, New York 14203

County / Town : Erie / Buffalo
Requested By : Dipak Shastri
Counted By : The Traffic Group
Count Hours : 7 - 9 AM & 3 - 6 PM

File Name : Goodell St @ Washington

Site Code : 04111805
Start Date : 4/11/2018
Page No : 2



NYS Department of Transportation

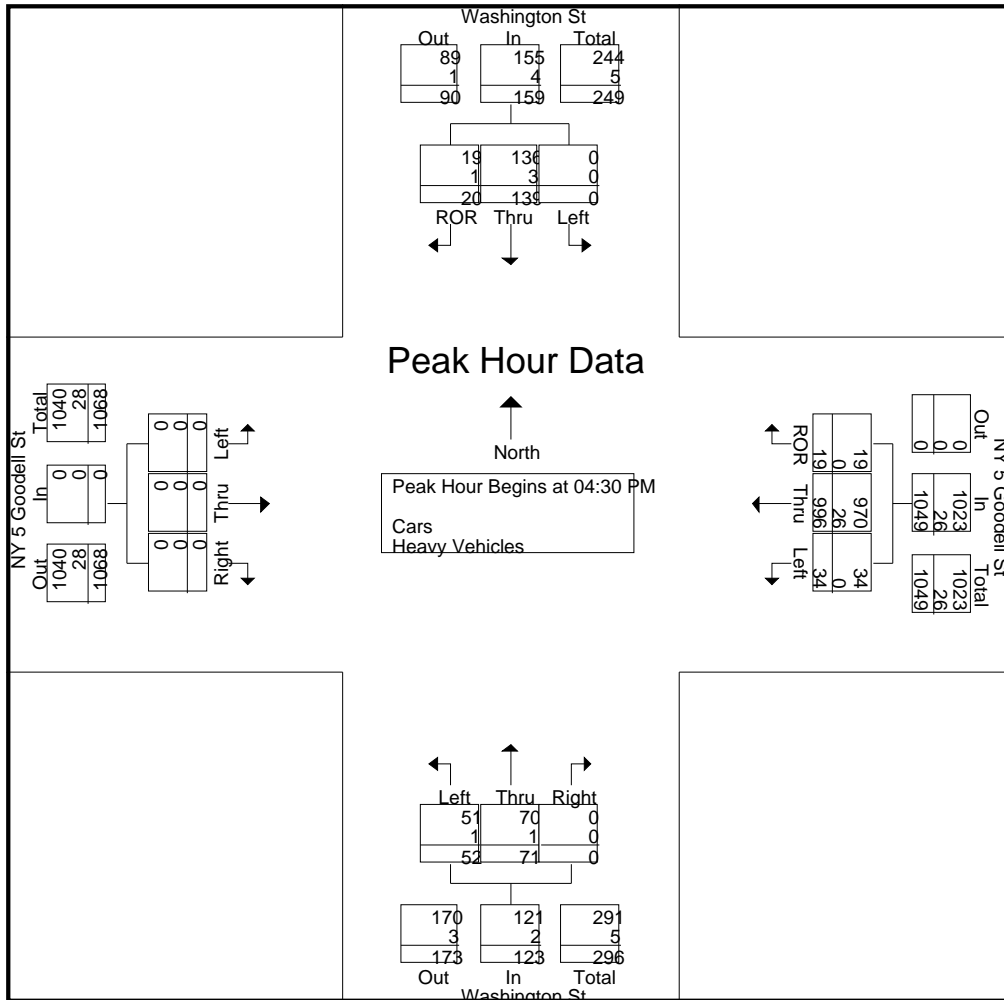
100 Seneca Street
Buffalo, New York 14203

County / Town : Erie / Buffalo
Requested By : Dipak Shastri
Counted By : The Traffic Group
Count Hours : 7 - 9 AM & 3 - 6 PM

File Name : Goodell St @ Washington

Site Code : 04111805
Start Date : 4/11/2018
Page No : 4

Start Time	Washington St From North					NY 5 Goodell St From East					Washington St From South				NY 5 Goodell St From West				Int. Total
	Right	ROR	Thru	Left	App. Total	Right	ROR	Thru	Left	App. Total	Right	Thru	Left	App. Total	Right	Thru	Left	App. Total	
Peak Hour Analysis From 03:00 PM to 05:45 PM - Peak 1 of 1																			
Peak Hour for Entire Intersection Begins at 04:30 PM																			
04:30 PM	5	1	51	0	57	2	0	231	14	247	0	16	12	28	0	0	0	0	332
04:45 PM	3	2	32	0	37	3	1	264	9	277	0	18	13	31	0	0	0	0	345
05:00 PM	2	3	36	0	41	3	3	230	3	239	0	21	17	38	0	0	0	0	318
05:15 PM	3	1	20	0	24	6	1	271	8	286	0	16	10	26	0	0	0	0	336
Total Volume	13	7	139	0	159	14	5	996	34	1049	0	71	52	123	0	0	0	0	1331
% App. Total																			
PHF	.650	.583	.681	.000	.697	.583	.417	.919	.607	.917	.000	.845	.765	.809	.000	.000	.000	.000	.964
Cars	12	7	136	0	155	14	5	970	34	1023	0	70	51	121	0	0	0	0	1299
% Cars	92.3	100	97.8	0	97.5	100	100	97.4	100	97.5	0	98.6	98.1	98.4	0	0	0	0	97.6
Heavy Vehicles	1	0	3	0	4	0	0	26	0	26	0	1	1	2	0	0	0	0	32
% Heavy Vehicles	7.7	0	2.2	0	2.5	0	0	2.6	0	2.5	0	1.4	1.9	1.6	0	0	0	0	2.4



NYS Department of Transportation

100 Seneca Street
Buffalo, New York 14203

County / Town : Erie / Buffalo
Requested By : Dipak Shastri
Counted By : The Traffic Group
Count Hours : 7 - 9 AM & 3 - 6 PM

File Name : Goodell St @ Washington

Site Code : 04111805
Start Date : 4/11/2018
Page No : 5

Groups Printed- Heavy Vehicles

Start Time	Washington St From North				NY 5 Goodell St From East				Washington St From South			NY 5 Goodell St From West			Int. Total
	Right	ROR	Thru	Left	Right	ROR	Thru	Left	Right	Thru	Left	Right	Thru	Left	
07:00 AM	0	0	1	0	0	0	14	0	0	0	0	0	0	0	15
07:15 AM	0	0	1	0	0	0	14	0	0	0	0	0	0	0	15
07:30 AM	0	0	1	0	0	0	20	0	0	0	1	0	0	0	22
07:45 AM	1	0	0	0	0	0	14	1	0	0	1	0	0	0	17
Total	1	0	3	0	0	0	62	1	0	0	2	0	0	0	69
08:00 AM	0	0	1	0	0	0	15	0	0	0	1	0	0	0	17
08:15 AM	0	0	0	0	0	0	10	0	0	0	5	0	0	0	15
08:30 AM	0	0	2	0	0	0	18	0	0	2	1	0	0	0	23
08:45 AM	0	0	1	0	0	0	11	1	0	0	0	0	0	0	13
Total	0	0	4	0	0	0	54	1	0	2	7	0	0	0	68
*** BREAK ***															
03:00 PM	0	0	2	0	0	0	11	1	0	1	0	0	0	0	15
03:15 PM	0	0	3	0	1	0	10	0	0	1	0	0	0	0	15
03:30 PM	0	0	1	0	0	0	8	0	0	1	0	0	0	0	10
03:45 PM	0	1	0	0	0	0	8	1	0	0	0	0	0	0	10
Total	0	1	6	0	1	0	37	2	0	3	0	0	0	0	50
04:00 PM	1	1	2	0	0	0	6	0	0	0	0	0	0	0	10
04:15 PM	0	0	1	0	0	0	10	0	0	0	0	0	0	0	11
04:30 PM	1	0	0	0	0	0	8	0	0	0	0	0	0	0	9
04:45 PM	0	0	1	0	0	0	4	0	0	0	0	0	0	0	5
Total	2	1	4	0	0	0	28	0	0	0	0	0	0	0	35
05:00 PM	0	0	2	0	0	0	8	0	0	1	0	0	0	0	11
05:15 PM	0	0	0	0	0	0	6	0	0	0	1	0	0	0	7
05:30 PM	0	0	0	0	0	0	3	0	0	0	0	0	0	0	3
05:45 PM	0	0	1	0	0	0	4	0	0	0	0	0	0	0	5
Total	0	0	3	0	0	0	21	0	0	1	1	0	0	0	26
Grand Total	3	2	20	0	1	0	202	4	0	6	10	0	0	0	248
Apprch %	12	8	80	0	0.5	0	97.6	1.9	0	37.5	62.5	0	0	0	
Total %	1.2	0.8	8.1	0	0.4	0	81.5	1.6	0	2.4	4	0	0	0	

*** HEAVY VEHICLES PAGE ***

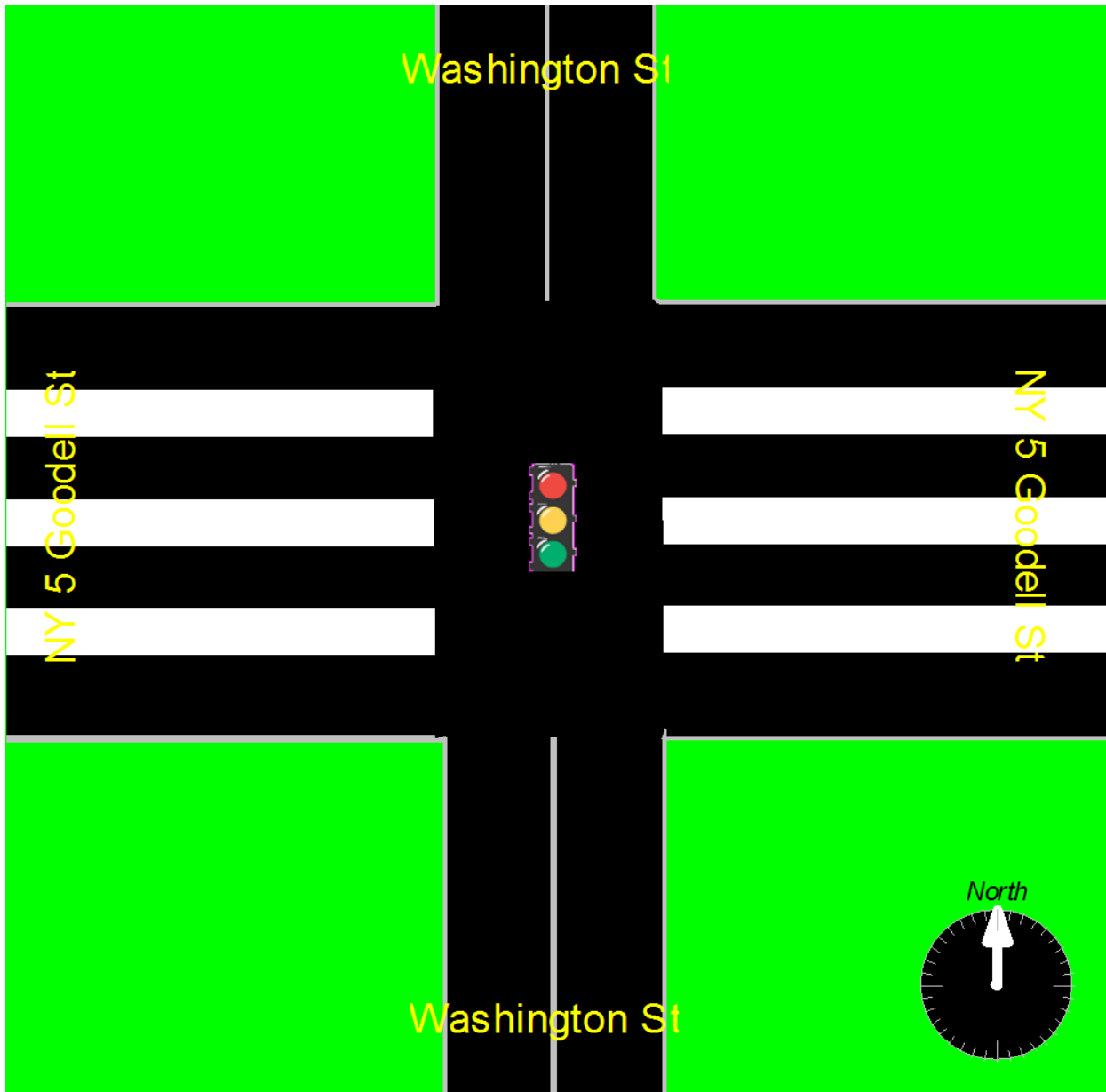
NYS Department of Transportation

100 Seneca Street
Buffalo, New York 14203

County / Town : Erie / Buffalo
Requested By : Dipak Shastri
Counted By : The Traffic Group
Count Hours : 7 - 9 AM & 3 - 6 PM

File Name : Goodell St @ Washington

Site Code : 04111805
Start Date : 4/11/2018
Page No : 6



NYS Department of Transportation

100 Seneca Street
Buffalo, New York 14203

County / Town : Erie / Buffalo
Requested By : Dipak Shastri
Counted By : The Traffic Group
Count Hours : 7 - 9 AM & 3 - 6 PM

File Name : Goodell St @ Main St, Pearl St & Edward

Site Code : 04111806
Start Date : 4/11/2018
Page No : 1

Groups Printed- Cars - Heavy Vehicles

Start Time	Main St From North					NY 5 Goodell St From East						Main St From South				NY 5 Pearl St From West					Edward St From Northwest					Int. Total					
	Hard Right	Right	Thru	Left	App. Total	Right	ROR	Bear Right	Thru	Left	App. Total	Thru	Bear Left	Left	App. Total	Right	Thru	Left	Hard Left	App. Total	Hard Right	Bear Right	Bear Left	Hard Left	App. Total						
07:00 AM	4	18	1	16	39	48	3	111	58	3	223	11	1	1	13	0	0	0	0	0	0	0	0	0	0	0	0	0	0	0	275
07:15 AM	4	14	2	25	45	55	6	144	89	9	303	9	3	0	12	0	0	0	0	0	0	0	0	0	0	0	0	0	0	0	360
07:30 AM	10	21	4	29	64	85	5	206	131	15	442	15	5	0	20	0	0	0	0	0	0	0	0	0	0	0	0	0	0	0	526
07:45 AM	7	22	1	47	77	118	2	227	161	8	516	16	3	0	19	0	0	0	0	0	0	0	0	0	0	0	0	0	0	0	612
Total	25	75	8	117	225	306	16	688	439	35	1484	51	12	1	64	0	0	0	0	0	0	0	0	0	0	0	0	0	0	0	1773
08:00 AM	11	25	1	61	98	104	5	192	168	8	477	14	1	0	15																590
08:15 AM	9	32	2	43	86	91	7	184	132	10	424	17	8	0	25	0	0	0	0	0	0	0	0	0	0	0	0	0	0	0	535
08:30 AM	5	32	3	55	95	84	1	175	129	7	396	14	1	1	16	0	0	0	0	0	0	0	0	0	0	0	0	0	0	0	507
08:45 AM	5	23	3	50	81	89	4	157	139	13	402	8	1	2	11	0	0	0	0	0	0	0	0	0	0	0	0	0	0	0	494
Total	30	112	9	209	360	368	17	708	568	38	1699	53	11	3	67	0	0	0	0	0	0	0	0	0	0	0	0	0	0	0	2126
*** BREAK ***																															
03:00 PM	2	17	3	34	56	52	0	146	74	14	286	47	3	0	28																370
03:15 PM	5	26	3	39	73	52	3	130	41	14	240	34	2	0	36	0	0	0	0	0	0	0	0	0	0	0	0	0	0	0	349
03:30 PM	5	25	2	37	69	40	4	110	56	12	222	22	3	0	25	0	0	0	0	0	0	0	0	0	0	0	0	0	0	0	316
03:45 PM	7	33	2	44	86	42	1	143	55	11	252	24	5	1	30	0	0	0	0	0	0	0	0	0	0	0	0	0	0	0	368
Total	19	101	10	154	284	186	8	529	226	51	1000	105	13	1	119	0	0	0	0	0	0	0	0	0	0	0	0	0	0	0	1403
04:00 PM	8	31	3	67	109	52	2	152	43	7	256	29	5	1	35																400
04:15 PM	3	25	3	42	73	48	3	164	33	7	255	22	1	2	25	0	0	0	0	0	0	0	0	0	0	0	0	0	0	0	353
04:30 PM	12	37	0	38	87	60	3	170	40	4	277	18	0	3	21	0	0	0	0	0	0	0	0	0	0	0	0	0	0	0	385
04:45 PM	14	23	2	41	80	60	4	147	48	9	268	29	1	1	31	0	0	0	0	0	0	0	0	0	0	0	0	0	0	0	379
Total	37	116	8	188	349	220	12	633	164	27	1056	98	7	7	112	0	0	0	0	0	0	0	0	0	0	0	0	0	0	0	1517
05:00 PM	9	25	1	59	94	52	3	154	31	9	249	36	3	2	41																384
05:15 PM	8	16	1	35	60	60	12	166	41	6	285	30	4	4	38	0	0	0	0	0	0	0	0	0	0	0	0	0	0	0	383
05:30 PM	7	14	0	38	59	63	3	149	37	17	269	33	2	2	37	0	0	0	0	0	0	0	0	0	0	0	0	0	0	0	365
05:45 PM	7	9	1	44	61	59	3	160	31	15	268	24	0	2	26	0	0	0	0	0	0	0	0	0	0	0	0	0	0	0	355
Total	31	64	3	176	274	234	21	629	140	47	1071	123	9	10	142	0	0	0	0	0	0	0	0	0	0	0	0	0	0	0	1487
Grand Total	142	468		844		1314		3187	1537	198		430																			
Apprch %		31.4	2.5	56.6		20.8	1.2	50.5	24.4	3.1		85.3	10.3	4.4							0	0	0	0	0	0	0	0	0	0	
Total %	1.7	5.6	0.5	10.2	18	15.8	0.9	38.4	18.5	2.4	76	5.2	0.6	0.3	6.1	0	0	0	0	0	0	0	0	0	0	0	0	0	0	0	
Cars	142	429	12	844	1427	1265		3059	1517																						
% Cars	100	91.7	31.6	100	95.6	96.3	95.9	96	98.7	98.5	96.8	96.3	96.2	100	96.4	0	0	0	0	0	0	0	0	0	0	0	0	0	0	0	96.6
Heavy Vehicles	0	39	26	0	65	49	3	128	20	3	203	16	2	0	18	0	0	0	0	0	0	0	0	0	0	0	0	0	0	0	286
% Heavy Vehicles	0	8.3	68.4	0	4.4	3.7	4.1	4	1.3	1.5	3.2	3.7	3.8	0	3.6	0	0	0	0	0	0	0	0	0	0	0	0	0	0	0	3.4

*** ALL VEHICLES PAGE ***

NYS Department of Transportation

100 Seneca Street
Buffalo, New York 14203

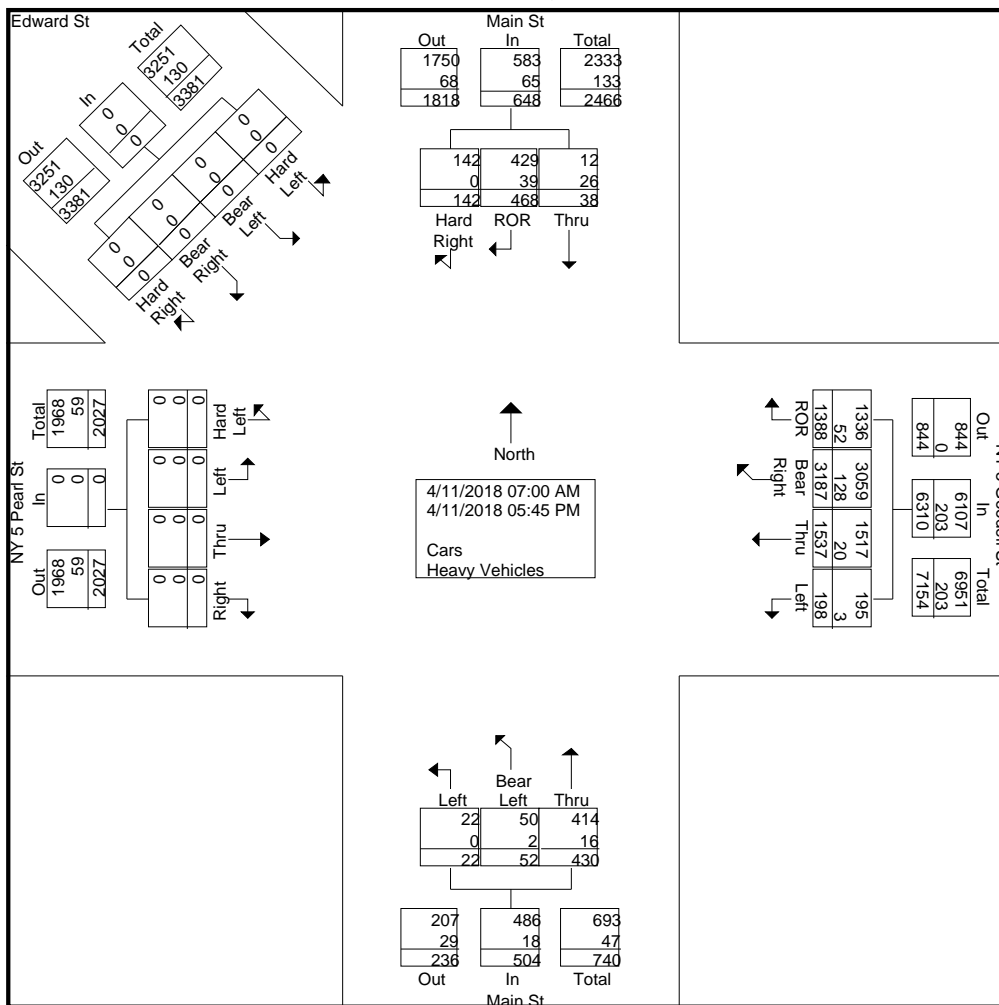
County / Town : Erie / Buffalo
Requested By : Dipak Shastri
Counted By : The Traffic Group
Count Hours : 7 - 9 AM & 3 - 6 PM

File Name : Goodell St @ Main St, Pearl St & Edward

Site Code : 04111806

Start Date : 4/11/2018

Page No : 2



NYS Department of Transportation

100 Seneca Street
Buffalo, New York 14203

County / Town : Erie / Buffalo
Requested By : Dipak Shastri
Counted By : The Traffic Group
Count Hours : 7 - 9 AM & 3 - 6 PM

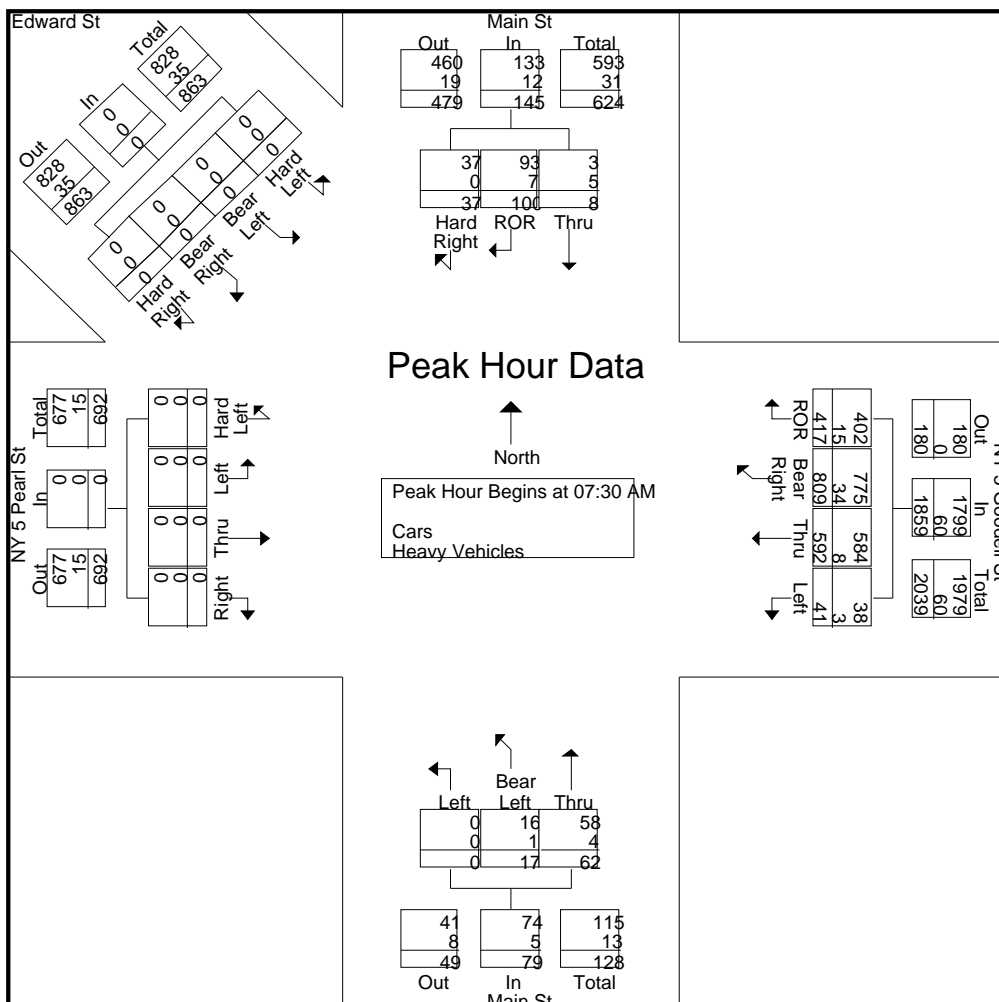
File Name : Goodell St @ Main St, Pearl St & Edward

Site Code : 04111806

Start Date : 4/11/2018

Page No : 3

Start Time	Main St From North					Main St From East	Main St From South					NY 5 Pearl St From West					Edward St From Northwest					Int. Total				
	Hard Right	Right	Thru	Left	App. Total		Right	ROR	Bear Right	Thru	Left	App. Total	Right	Thru	Left	Hard Left	App. Total	Hard Right	Bear Right	Bear Left	Hard Left		App. Total			
Peak Hour Analysis From 07:00 AM to 08:45 AM - Peak 1 of 1																										
Peak Hour for Entire Intersection Begins at 07:30 AM																										
07:30 AM	10	21	4	29	64	85	5	206	131	15	442	15	5	0	20	0	0	0	0	0	0	0	0	0	0	526
07:45 AM	7	22	1	47	77	118	2	227	161	8	516	16	3	0	19	0	0	0	0	0	0	0	0	0	0	612
08:00 AM	11	25	1	61	98	104	5	192	168	8	477	14	1	0	15	0	0	0	0	0	0	0	0	0	0	590
08:15 AM	9	32	2	43	86	91	7	184	132	10	424	17	8	0	25	0	0	0	0	0	0	0	0	0	0	535
Total Volume	37	100	8	180	325	398	19	809	592	41	1859	62	17	0	79	0	0	0	0	0	0	0	0	0	0	2263
% App. Total	11.4	30.8	2.5	55.4		21.4	1	43.5	31.8	2.2		78.5	21.5	0		0	0	0	0		0	0	0	0		
PHF	.841	.781	.500	.738	.829	.843	.679	.891	.881	.683	.901	.912	.531	.000	.790	.000	.000	.000	.000	.000	.000	.000	.000	.000	.000	.924
Cars	37	93	3	180	313	385	17	775	584	38	1799	58	16	0	74	0	0	0	0	0	0	0	0	0	0	2186
% Cars	100	93.0	37.5	100	96.3	96.7	89.5	95.8	98.6	92.7	96.8	93.5	94.1	0	93.7	0	0	0	0	0	0	0	0	0	0	96.6
Heavy Vehicles	0	7	5	0	12	13	2	34	8	3	60	4	1	0	5	0	0	0	0	0	0	0	0	0	0	77
% Heavy Vehicles	0	7.0	62.5	0	3.7	3.3	10.5	4.2	1.4	7.3	3.2	6.5	5.9	0	6.3	0	0	0	0	0	0	0	0	0	0	3.4



NYS Department of Transportation

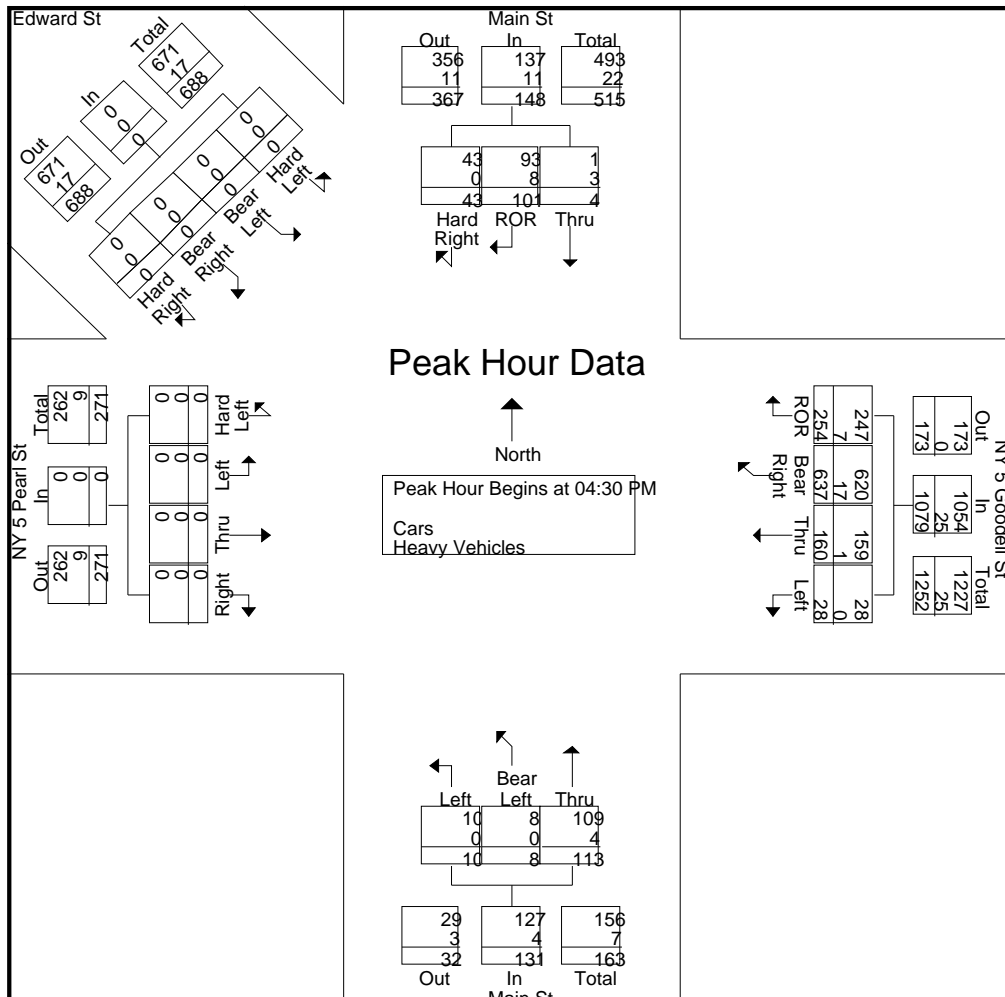
100 Seneca Street
Buffalo, New York 14203

County / Town : Erie / Buffalo
Requested By : Dipak Shastri
Counted By : The Traffic Group
Count Hours : 7 - 9 AM & 3 - 6 PM

File Name : Goodell St @ Main St, Pearl St & Edward

Site Code : 04111806
Start Date : 4/11/2018
Page No : 4

Start Time	Main St From North					NY 5 Goodell St From East					Main St From South				NY 5 Pearl St From West					Edward St From Northwest					Int. Total				
	Hard Right	Right	Thru	Left	App. Total	Right	ROR	Bear Right	Thru	Left	App. Total	Thru	Bear Left	Left	App. Total	Right	Thru	Left	Hard Left	App. Total	Hard Right	Bear Right	Bear Left	Hard Left		App. Total			
Peak Hour Analysis From 03:00 PM to 05:45 PM - Peak 1 of 1																													
Peak Hour for Entire Intersection Begins at 04:30 PM																													
04:30 PM	12	37	0	38	87	60	3	170	40	4	277	18	0	3	21	0	0	0	0	0	0	0	0	0	0	0	0	0	385
04:45 PM	14	23	2	41	80	60	4	147	48	9	268	29	1	1	31	0	0	0	0	0	0	0	0	0	0	0	0	0	379
05:00 PM	9	25	1	59	94	52	3	154	31	9	249	36	3	2	41	0	0	0	0	0	0	0	0	0	0	0	0	0	384
05:15 PM	8	16	1	35	60	60	12	166	41	6	285	30	4	4	38	0	0	0	0	0	0	0	0	0	0	0	0	0	383
Total Volume	43	101	4	173	321	232	22	637	160	28	1079	113	8	10	131	0	0	0	0	0	0	0	0	0	0	0	0	0	1531
% App. Total	13.4	31.5	1.2	53.9		21.5	2	59	14.8	2.6		86.3	6.1	7.6															
PHF	.768	.682	.500	.733	.854	.967	.458	.937	.833	.778	.946	.785	.500	.625	.799	.000	.000	.000	.000	.000	.000	.000	.000	.000	.000	.000	.000	.994	
Cars	43	93	1	173	310	225	22	620	159	28	1054	109	8	10	127	0	0	0	0	0	0	0	0	0	0	0	0	0	1491
% Cars	100	92.1	25.0	100	96.6	97.0	100	97.3	99.4	100	97.7	96.5	100	100	96.9														97.4
Heavy Vehicles	0	8	3	0	11	7	0	17	1	0	25	4	0	0	4	0	0	0	0	0	0	0	0	0	0	0	0	0	40
% Heavy Vehicles	0	7.9	75.0	0	3.4	3.0	0	2.7	0.6	0	2.3	3.5	0	0	3.1	0	0	0	0	0	0	0	0	0	0	0	0	0	2.6



NYS Department of Transportation

100 Seneca Street
Buffalo, New York 14203

County / Town : Erie / Buffalo
Requested By : Dipak Shastri
Counted By : The Traffic Group
Count Hours : 7 - 9 AM & 3 - 6 PM

File Name : Goodell St @ Main St, Pearl St & Edward

Site Code : 04111806
Start Date : 4/11/2018
Page No : 5

Groups Printed- Heavy Vehicles

Start Time	Main St From North				NY 5 Goodell St From East					Main St From South			NY 5 Pearl St From West				Edward St From Northwest				Int. Total
	Hard Right	Right	Thru	Left	Right	ROR	Bear Right	Thru	Left	Thru	Bear Left	Left	Right	Thru	Left	Hard Left	Hard Right	Bear Right	Bear Left	Hard Left	
07:00 AM	0	4	0	0	5	0	7	2	0	0	0	0	0	0	0	0	0	0	0	0	18
07:15 AM	0	2	2	0	3	0	6	2	0	0	0	0	0	0	0	0	0	0	0	0	15
07:30 AM	0	1	2	0	4	0	11	4	0	1	0	0	0	0	0	0	0	0	0	0	23
07:45 AM	0	2	0	0	2	0	14	3	1	0	0	0	0	0	0	0	0	0	0	0	22
Total	0	9	4	0	14	0	38	11	1	1	0	0	0	0	0	0	0	0	0	0	78
08:00 AM	0	2	1	0	5	0	4	1	0	1	0	0	0	0	0	0	0	0	0	0	14
08:15 AM	0	2	2	0	2	2	5	0	2	2	1	0	0	0	0	0	0	0	0	0	18
08:30 AM	0	0	3	0	2	1	9	3	0	0	0	0	0	0	0	0	0	0	0	0	18
08:45 AM	0	5	1	0	2	0	8	1	0	1	0	0	0	0	0	0	0	0	0	0	18
Total	0	9	7	0	11	3	26	5	2	4	1	0	0	0	0	0	0	0	0	0	68
*** BREAK ***																					
03:00 PM	0	2	3	0	3	0	10	2	0	0	1	0	0	0	0	0	0	0	0	0	21
03:15 PM	0	3	3	0	4	0	7	0	0	4	0	0	0	0	0	0	0	0	0	0	21
03:30 PM	0	1	2	0	1	0	3	0	0	0	0	0	0	0	0	0	0	0	0	0	7
03:45 PM	0	2	1	0	1	0	7	1	0	3	0	0	0	0	0	0	0	0	0	0	15
Total	0	8	9	0	9	0	27	3	0	7	1	0	0	0	0	0	0	0	0	0	64
04:00 PM	0	2	1	0	4	0	7	0	0	0	0	0	0	0	0	0	0	0	0	0	14
04:15 PM	0	1	1	0	3	0	6	0	0	0	0	0	0	0	0	0	0	0	0	0	11
04:30 PM	0	4	0	0	1	0	6	1	0	2	0	0	0	0	0	0	0	0	0	0	14
04:45 PM	0	1	1	0	3	0	2	0	0	1	0	0	0	0	0	0	0	0	0	0	8
Total	0	8	3	0	11	0	21	1	0	3	0	0	0	0	0	0	0	0	0	0	47
05:00 PM	0	3	1	0	1	0	5	0	0	1	0	0	0	0	0	0	0	0	0	0	11
05:15 PM	0	0	1	0	2	0	4	0	0	0	0	0	0	0	0	0	0	0	0	0	7
05:30 PM	0	2	0	0	1	0	4	0	0	0	0	0	0	0	0	0	0	0	0	0	7
05:45 PM	0	0	1	0	0	0	3	0	0	0	0	0	0	0	0	0	0	0	0	0	4
Total	0	5	3	0	4	0	16	0	0	1	0	0	0	0	0	0	0	0	0	0	29
Grand Total	0	39	26	0	49	3	128	20	3	16	2	0	0	0	0	0	0	0	0	0	286
Apprch %	0	60	40	0	24.1	1.5	63.1	9.9	1.5	88.9	11.1	0	0	0	0	0	0	0	0	0	
Total %	0	13.6	9.1	0	17.1	1	44.8	7	1	5.6	0.7	0	0	0	0	0	0	0	0	0	

*** HEAVY VEHICLES PAGE ***

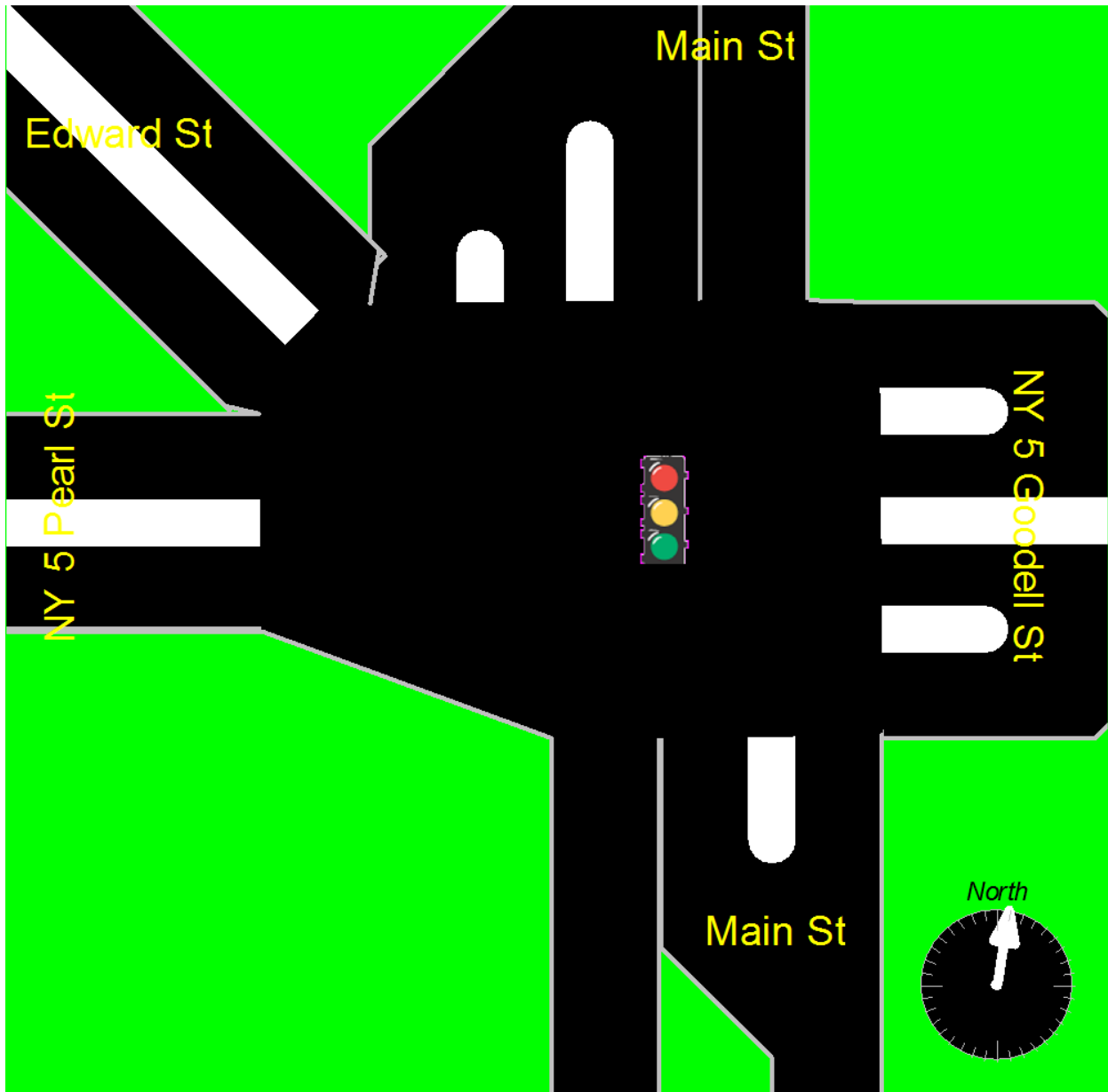
NYS Department of Transportation

100 Seneca Street
Buffalo, New York 14203

County / Town : Erie / Buffalo
Requested By : Dipak Shastri
Counted By : The Traffic Group
Count Hours : 7 - 9 AM & 3 - 6 PM

File Name : Goodell St @ Main St, Pearl St & Edward

Site Code : 04111806
Start Date : 4/11/2018
Page No : 6



NYS Department of Transportation

100 Seneca Street
Buffalo, New York 14203

County / Town : Erie / Buffalo
Requested By : Dipak Shastri
Counted By : The Traffic Group
Count Hours : 7 - 9 AM & 3 - 6 PM

File Name : Goodell St @ Main St, Pearl St & Edward

Site Code : 04111806
Start Date : 4/11/2018
Page No : 7

Groups Printed- Pedestrians

Start Time	Main St From North Pedestrians Crossing	NY 5 Goodell St From East Pedestrians Crossing	Main St From South Pedestrians Crossing	NY 5 Pearl St From West Pedestrians Crossing	Edward St From Northwest Pedestrians Crossing	Int. Total
*** BREAK ***						
08:45 AM	0	2	2	0	0	4
Total	0	2	2	0	0	4
09:00 AM	0	2	2	0	0	4
09:15 AM	1	2	2	2	0	7
09:30 AM	1	5	1	5	0	12
09:45 AM	0	6	3	2	0	11
Total	2	15	8	9	0	34
10:00 AM	1	6	0	4	0	11
10:15 AM	0	9	1	3	0	13
10:30 AM	4	7	4	5	0	20
*** BREAK ***						
Total	5	22	5	12	0	44
*** BREAK ***						
03:00 PM	5	6	4	1	0	16
03:15 PM	3	2	2	1	0	8
03:30 PM	1	4	0	3	0	8
03:45 PM	3	10	2	4	0	19
Total	12	22	8	9	0	51
04:00 PM	1	7	1	2	0	11
04:15 PM	0	3	2	2	0	7
04:30 PM	5	6	3	3	0	17
04:45 PM	4	8	1	0	0	13
Total	10	24	7	7	0	48
05:00 PM	2	7	0	1	0	10
05:15 PM	1	7	2	6	0	16
05:30 PM	1	3	2	5	0	11
05:45 PM	6	12	5	3	0	26
Total	10	29	9	15	0	63
Grand Total	39	114	39	52	0	244
Apprch %	100	100	100	100	0	
Total %	16	46.7	16	21.3	0	

*** PEDESTRIANS PAGE ***

NYS Department of Transportation

100 Seneca Street
Buffalo, New York 14203

County / Town : Erie / Buffalo
Requested By : Dipak Shastri
Counted By : The Traffic Group
Count Hours : 7 - 9 AM & 3 - 6 PM

File Name : Goodell St @ Washington

Site Code : 04111805
Start Date : 4/11/2018
Page No : 7

Groups Printed- Pedestrians

	Washington St From North	NY 5 Goodell St From East	Washington St From South	NY 5 Goodell St From West	
Start Time	Pedestrians Crossing	Pedestrians Crossing	Pedestrians Crossing	Pedestrians Crossing	Int. Total
07:00 AM	0	0	1	0	1
07:15 AM	0	0	1	1	2
07:30 AM	1	2	3	1	7
07:45 AM	0	0	2	3	5
Total	1	2	7	5	15
08:00 AM	0	0	2	0	2
08:15 AM	1	1	2	2	6
08:30 AM	1	0	3	3	7
08:45 AM	3	3	7	3	16
Total	5	4	14	8	31
*** BREAK ***					
03:00 PM	0	0	2	1	3
03:15 PM	3	1	3	2	9
03:30 PM	0	0	2	2	4
03:45 PM	1	1	5	1	8
Total	4	2	12	6	24
04:00 PM	0	1	2	1	4
04:15 PM	2	3	4	0	9
04:30 PM	3	1	1	1	6
04:45 PM	0	1	1	1	3
Total	5	6	8	3	22
05:00 PM	0	0	2	5	7
05:15 PM	1	1	1	2	5
05:30 PM	0	0	2	3	5
05:45 PM	1	0	0	5	6
Total	2	1	5	15	23
Grand Total	17	15	46	37	115
Apprch %	100	100	100	100	
Total %	14.8	13	40	32.2	

*** PEDESTRIANS PAGE ***



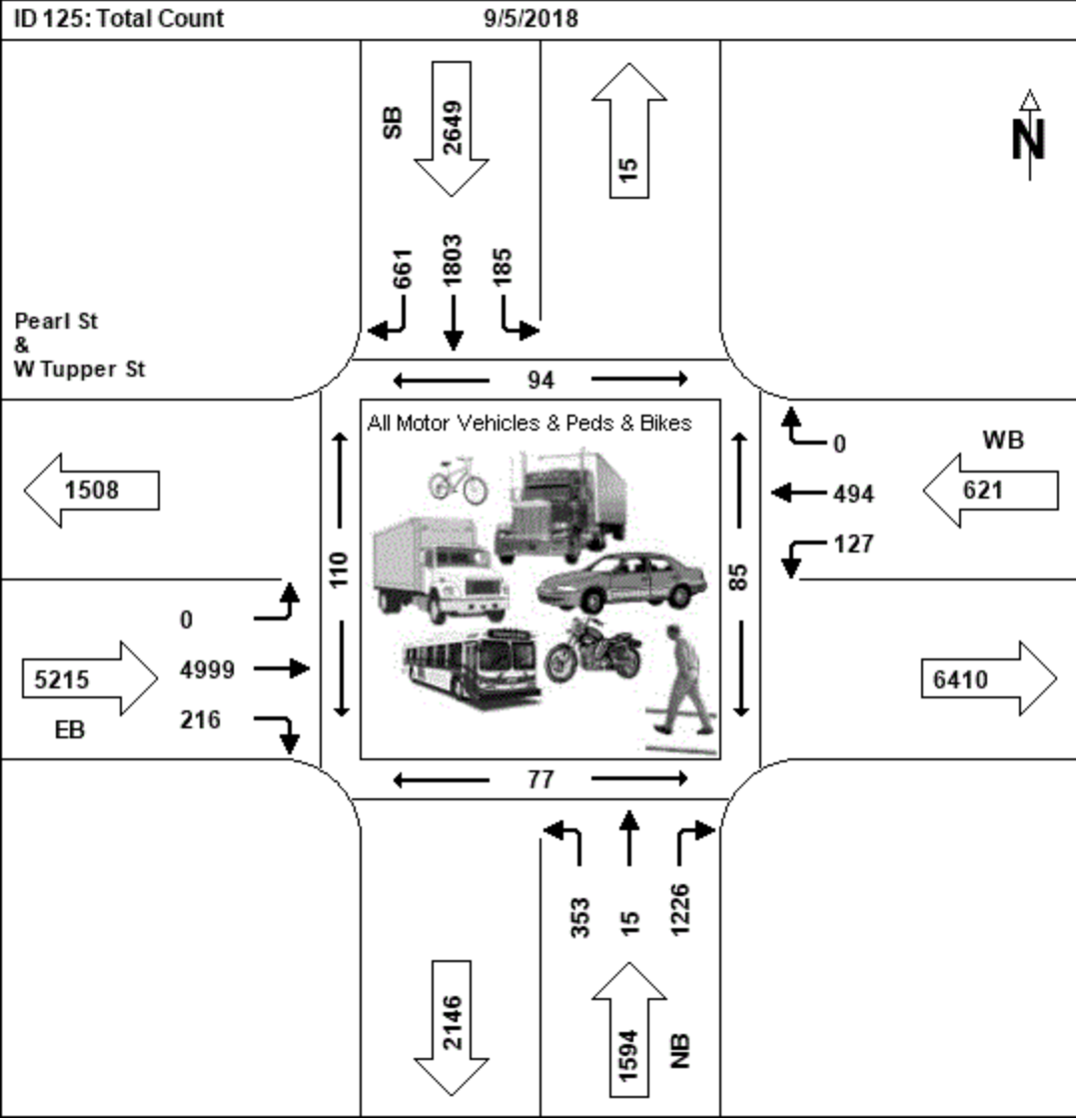
Turning Movement Count Report - Cars + Trucks

INT ID	ROAD 1	ROAD 2	ROAD 3	ROAD 4	COMMUNITY	TMC DATE
125	Pearl St	W Tupper St			Buffalo	9/5/2018

CARS + TRUCKS

Start Time	NB				EB				SB				WB				Interval Total				
	Left	Thru	Right	Ped	NB Total	Left	Thru	Right	Ped	EB Total	Left	Thru	Right	Ped	SB Total	Left		Thru	Right	Ped	WB Total
7:00 AM	2	0	9	2	11	0	86	6	0	92	2	46	23	2	71	0	3	0	1	3	177
7:15 AM	4	0	13	0	17	0	114	5	1	119	1	73	16	2	90	1	4	0	4	5	231
7:30 AM	5	0	17	3	22	0	165	14	2	179	4	105	21	4	130	0	11	0	2	11	342
7:45 AM	6	0	12	2	18	0	151	14	1	165	3	100	30	3	133	4	12	0	3	16	332
8:00 AM	3	0	15	0	18	0	162	17	1	179	0	112	35	3	147	12	14	0	3	26	370
8:15 AM	6	0	18	0	24	0	133	13	0	146	2	104	29	2	135	7	11	0	3	18	323
8:30 AM	3	0	16	3	19	0	178	10	3	188	4	98	21	5	123	14	10	0	7	24	354
8:45 AM	5	0	17	2	22	0	137	10	1	147	2	119	31	9	152	13	11	0	1	24	345
9:00 AM	4	0	20	1	24	0	107	4	2	111	4	108	30	5	142	9	17	0	4	26	303
9:15 AM	4	0	14	1	18	0	130	6	2	136	6	77	15	2	98	9	10	0	1	19	271
9:30 AM	8	0	23	0	31	0	106	4	3	110	5	60	25	3	90	16	19	0	0	35	266
9:45 AM	10	0	24	2	34	0	132	4	1	136	5	48	13	3	66	8	9	0	1	17	253
12:00 PM	11	0	35	3	46	0	158	10	11	168	7	46	28	2	81	9	19	0	1	28	323
12:15 PM	9	0	25	6	34	0	157	7	3	164	8	42	15	1	65	3	26	0	1	29	292
12:30 PM	14	0	38	0	52	0	125	9	4	134	4	36	20	4	60	1	8	0	19	9	255
12:45 PM	16	0	37	5	53	0	124	3	7	127	3	46	23	3	72	4	20	0	4	24	276
1:00 PM	20	0	31	6	51	0	149	7	1	156	6	41	24	5	71	1	21	0	6	22	300
1:15 PM	11	0	24	11	35	0	156	3	7	159	4	50	29	4	83	2	28	0	5	30	307
1:30 PM	9	0	36	3	45	0	146	7	2	153	13	26	15	3	54	1	11	0	6	12	264
1:45 PM	14	0	35	3	49	0	126	12	0	138	1	48	12	6	61	3	20	0	3	23	271
3:00 PM	14	0	36	1	50	0	166	4	1	170	4	33	12	4	49	2	18	0	1	20	289
3:15 PM	12	0	46	2	58	0	169	3	0	172	1	50	17	0	68	1	15	0	1	16	314
3:30 PM	14	0	58	1	72	0	187	3	1	190	7	38	19	4	64	3	10	0	1	13	339
3:45 PM	13	0	60	2	73	0	186	4	2	190	9	34	17	2	60	2	12	0	2	14	337
4:00 PM	10	0	74	1	84	0	219	3	3	222	16	35	17	3	68	0	11	0	3	11	385
4:15 PM	19	0	56	2	75	0	197	4	0	201	12	31	20	2	63	1	20	0	2	21	360
4:30 PM	24	0	76	2	100	0	215	7	1	222	12	48	12	1	72	0	17	0	2	17	411
4:45 PM	19	0	77	4	96	0	190	4	3	194	6	29	14	4	49	0	14	0	0	14	353
5:00 PM	16	0	75	7	91	0	227	2	9	229	14	33	22	12	69	0	26	0	3	26	415
5:15 PM	18	0	102	7	120	0	179	7	1	186	9	29	17	3	55	0	19	0	1	19	380
5:30 PM	21	0	64	0	85	0	175	9	3	184	9	28	21	4	58	1	30	0	1	31	358
5:45 PM	9	0	43	3	52	0	144	1	1	145	2	23	18	0	43	0	13	0	2	13	253
Total	353	0	1226	85	1579	0	4996	216	77	5212	185	1796	661	110	2642	127	489	0	94	616	10049
App %	22.4	0.0	77.6	5.4		0.0	95.9	4.1	1.5		7.0	68.0	25.0	4.2		20.6	79.4	0.0	15.3		
Total %	3.5	0.0	12.2	0.8	15.7	0.0	49.7	2.1	0.8	51.9	1.8	17.9	6.6	1.1	26.3	1.3	4.9	0.0	0.9	6.1	

INT ID	ROAD 1	ROAD 2	ROAD 3	ROAD 4	COMMUNITY	TMC DATE
125	Pearl St	W Tupper St			Buffalo	9/5/2018



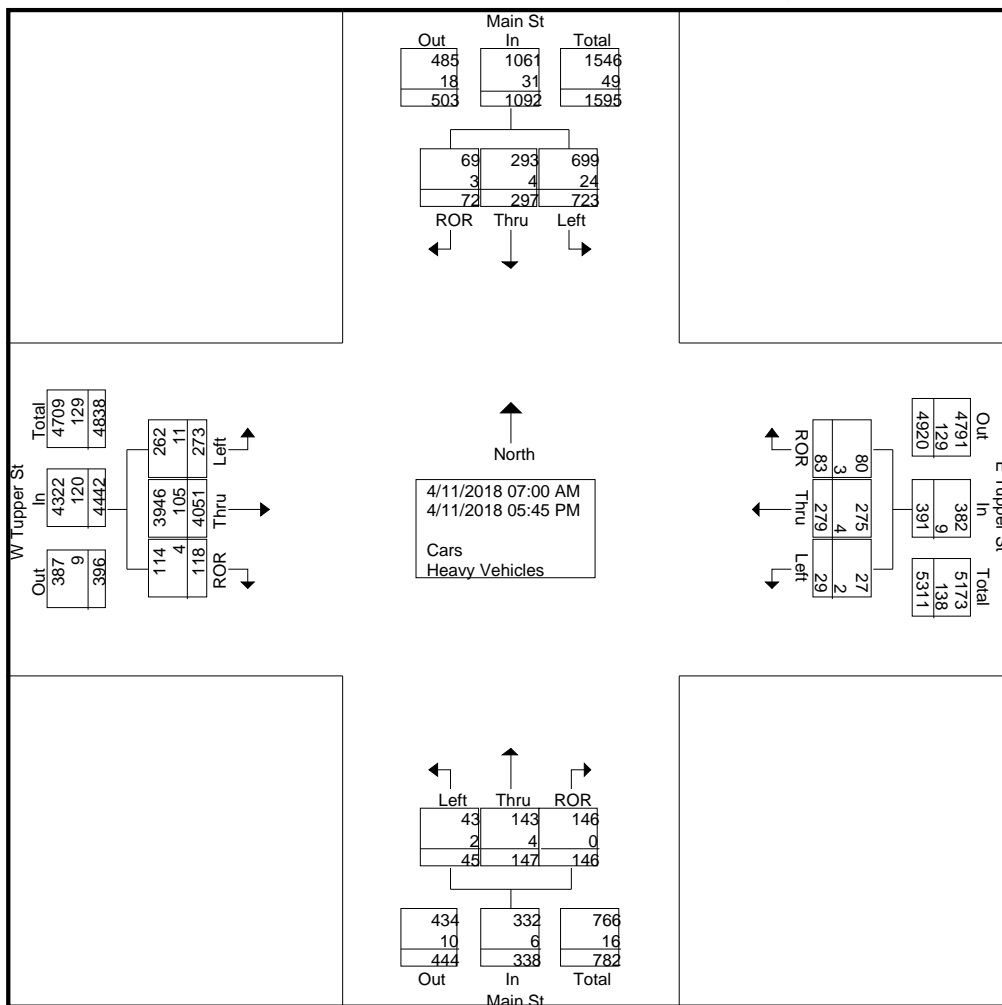
NYS Department of Transportation

100 Seneca Street
Buffalo, New York 14203

County / Town : Erie / Buffalo
Requested By : Dipak Shastri
Counted By : The Traffic Group
Count Hours : 7 - 9 AM & 3 - 6 PM

File Name : West Tupper St @ Main

Site Code : 04111807
Start Date : 4/11/2018
Page No : 2



NYS Department of Transportation

100 Seneca Street
Buffalo, New York 14203

County / Town : Erie / Buffalo
Requested By : Dipak Shastri
Counted By : The Traffic Group
Count Hours : 7 - 9 AM & 3 - 6 PM

File Name : West Tupper St @ Main

Site Code : 04111807
Start Date : 4/11/2018
Page No : 1

Groups Printed- Cars - Heavy Vehicles

Start Time	Main St From North					E Tupper St From East					Main St From South					W Tupper St From West					Int. Total
	Right	ROR	Thru	Left	App. Total	Right	ROR	Thru	Left	App. Total	Right	ROR	Thru	Left	App. Total	Right	ROR	Thru	Left	App. Total	
07:00 AM	0	0	3	17	20	0	0	9	1	10	1	2	3	0	6	1	0	93	9	103	139
07:15 AM	3	0	5	28	36	0	0	7	0	7	2	3	4	2	11	1	0	112	8	121	175
07:30 AM	1	1	13	25	40	0	0	6	1	7	0	1	3	0	4	1	0	149	12	162	213
07:45 AM	1	0	18	40	59	3	0	9	2	14	1	2	6	1	10	0	0	171	9	180	263
Total	5	1	39	110	155	3	0	31	4	38	4	8	16	3	31	3	0	525	38	566	790
08:00 AM	2	3	20	41	66	3	0	9	2	14	0	1	7	0	8	2	0	162	5	169	257
08:15 AM	5	1	20	40	66	4	1	11	0	16	1	0	6	1	8	5	0	163	11	179	269
08:30 AM	1	0	22	40	63	3	0	10	0	13	3	0	5	0	8	2	0	156	7	165	249
08:45 AM	3	3	20	40	66	0	0	16	0	16	2	0	2	1	5	4	0	137	10	151	238
Total	11	7	82	161	261	10	1	46	2	59	6	1	20	2	29	13	0	618	33	664	1013
*** BREAK ***																					
03:00 PM	2	0	17	36	55	5	5	9	0	19	4	0	3	3	10	9	3	222	16	250	334
03:15 PM	4	2	18	37	61	5	0	13	3	21	3	7	4	2	16	6	0	225	24	255	353
03:30 PM	0	1	16	32	49	3	1	15	1	20	3	0	7	4	14	11	1	230	19	261	344
03:45 PM	2	2	14	35	53	1	0	9	4	14	7	2	11	0	20	10	4	217	20	251	338
Total	8	5	65	140	218	14	6	46	8	74	17	9	25	9	60	36	8	894	79	1017	1369
04:00 PM	3	2	18	50	73	12	0	23	1	36	6	5	5	7	23	4	0	273	12	289	421
04:15 PM	2	1	7	45	55	3	4	17	2	26	6	0	8	4	18	10	0	282	19	311	410
04:30 PM	1	1	9	27	38	2	0	28	0	30	12	0	5	2	19	7	0	301	12	320	407
04:45 PM	1	0	17	39	57	6	1	20	4	31	14	3	5	5	27	8	3	271	14	296	411
Total	7	4	51	161	223	23	5	88	7	123	38	8	23	18	87	29	3	1127	57	1216	1649
05:00 PM	6	3	15	45	69	6	2	17	0	25	20	5	25	5	55	3	1	235	14	253	402
05:15 PM	2	1	13	34	50	7	1	23	2	33	7	0	11	2	20	3	0	223	20	246	349
05:30 PM	1	4	14	46	65	3	0	16	1	20	8	5	16	2	31	8	0	220	14	242	358
05:45 PM	5	2	18	26	51	1	1	12	5	19	8	2	11	4	25	9	2	209	18	238	333
Total	14	10	60	151	235	17	4	68	8	97	43	12	63	13	131	23	3	887	66	979	1442
Grand Total	45	27	297	723	1092	67	16	279	29	391	108	38	147	45	338	104	14	4051	273	4442	6263
Apprch %	4.1	2.5	27.2	66.2		17.1	4.1	71.4	7.4		32	11.2	43.5	13.3		2.3	0.3	91.2	6.1		
Total %	0.7	0.4	4.7	11.5	17.4	1.1	0.3	4.5	0.5	6.2	1.7	0.6	2.3	0.7	5.4	1.7	0.2	64.7	4.4	70.9	
Cars	42	27	293	699	1061	65	15	275	27	382	108	38	143	43	332	101	13	3946	262	4322	6097
% Cars	93.3	100	98.7	96.7	97.2	97	93.8	98.6	93.1	97.7	100	100	97.3	95.6	98.2	97.1	92.9	97.4	96	97.3	97.3
Heavy Vehicles	3	0	4	24	31	2	1	4	2	9	0	0	4	2	6	3	1	105	11	120	166
% Heavy Vehicles	6.7	0	1.3	3.3	2.8	3	6.2	1.4	6.9	2.3	0	0	2.7	4.4	1.8	2.9	7.1	2.6	4	2.7	2.7

*** ALL VEHICLES PAGE ***

NYS Department of Transportation

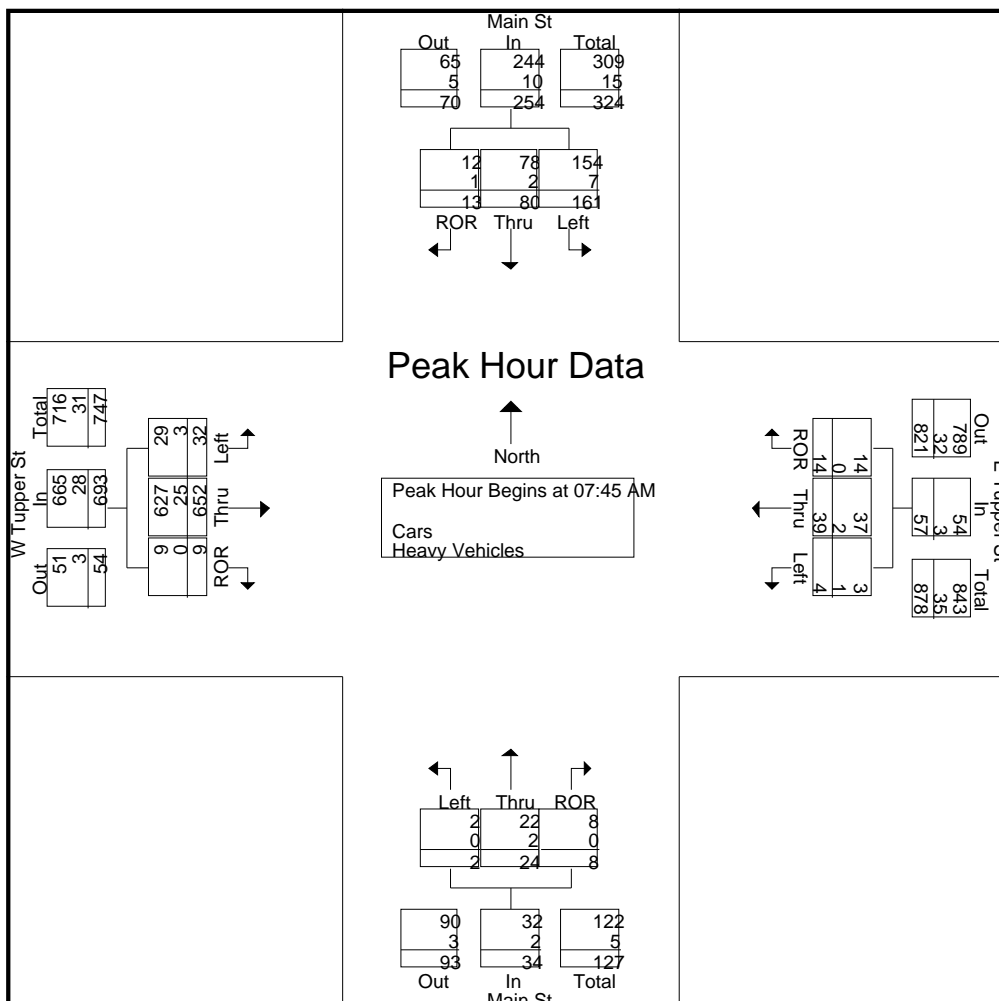
100 Seneca Street
Buffalo, New York 14203

County / Town : Erie / Buffalo
Requested By : Dipak Shastri
Counted By : The Traffic Group
Count Hours : 7 - 9 AM & 3 - 6 PM

File Name : West Tupper St @ Main

Site Code : 04111807
Start Date : 4/11/2018
Page No : 3

Start Time	Main St From North					E Tupper St From East					Main St From South					W Tupper St From West					Int. Total
	Right	ROR	Thru	Left	App. Total	Right	ROR	Thru	Left	App. Total	Right	ROR	Thru	Left	App. Total	Right	ROR	Thru	Left	App. Total	
Peak Hour Analysis From 07:00 AM to 08:45 AM - Peak 1 of 1																					
Peak Hour for Entire Intersection Begins at 07:45 AM																					
07:45 AM	1	0	18	40	59	3	0	9	2	14	1	2	6	1	10	0	0	171	9	180	263
08:00 AM	2	3	20	41	66	3	0	9	2	14	0	1	7	0	8	2	0	162	5	169	257
08:15 AM	5	1	20	40	66	4	1	11	0	16	1	0	6	1	8	5	0	163	11	179	269
08:30 AM	1	0	22	40	63	3	0	10	0	13	3	0	5	0	8	2	0	156	7	165	249
Total Volume	9	4	80	161	254	13	1	39	4	57	5	3	24	2	34	9	0	652	32	693	1038
% App. Total	3.5	1.6	31.5	63.4		22.8	1.8	68.4	7		14.7	8.8	70.6	5.9		1.3	0	94.1	4.6		
PHF	.450	.333	.909	.982	.962	.813	.250	.886	.500	.891	.417	.375	.857	.500	.850	.450	.000	.953	.727	.963	.965
Cars	8	4	78	154	244	13	1	37	3	54	5	3	22	2	32	9	0	627	29	665	995
% Cars	88.9	100	97.5	95.7	96.1	100	100	94.9	75.0	94.7	100	100	91.7	100	94.1	100	0	96.2	90.6	96.0	95.9
Heavy Vehicles	1	0	2	7	10	0	0	2	1	3	0	0	2	0	2	0	0	25	3	28	43
% Heavy Vehicles	11.1	0	2.5	4.3	3.9	0	0	5.1	25.0	5.3	0	0	8.3	0	5.9	0	0	3.8	9.4	4.0	4.1



NYS Department of Transportation


100 Seneca Street
Buffalo, New York 14203

County / Town : Erie / Buffalo
Requested By : Dipak Shastri
Counted By : The Traffic Group
Count Hours : 7 - 9 AM & 3 - 6 PM

File Name : West Tupper St @ Main

Site Code : 04111807
Start Date : 4/11/2018
Page No : 4

Start Time	Main St From North					E Tupper St From East					Main St From South					W Tupper St From West					Int. Total
	Right	ROR	Thru	Left	App. Total	Right	ROR	Thru	Left	App. Total	Right	ROR	Thru	Left	App. Total	Right	ROR	Thru	Left	App. Total	
Peak Hour Analysis From 03:00 PM to 05:45 PM - Peak 1 of 1																					
Peak Hour for Entire Intersection Begins at 04:00 PM																					
04:00 PM	3	2	18	50	73	12	0	23	1	36	6	5	5	7	23	4	0	273	12	289	421
04:15 PM	2	1	7	45	55	3	4	17	2	26	6	0	8	4	18	10	0	282	19	311	410
04:30 PM	1	1	9	27	38	2	0	28	0	30	12	0	5	2	19	7	0	301	12	320	407
04:45 PM	1	0	17	39	57	6	1	20	4	31	14	3	5	5	27	8	3	271	14	296	411
Total Volume	7	4	51	161	223	23	5	88	7	123	38	8	23	18	87	29	3	1127	57	1216	1649
% App. Total	3.1	1.8	22.9	72.2		18.7	4.1	71.5	5.7		43.7	9.2	26.4	20.7		2.4	0.2	92.7	4.7		
PHF	.583	.500	.708	.805	.764	.479	.313	.786	.438	.854	.679	.400	.719	.643	.806	.725	.250	.936	.750	.950	.979
Cars	7	4	51	158	220	22	5	88	7	122	38	8	22	18	86	28	3	1114	56	1201	1629
% Cars	100	100	100	98.1	98.7	95.7	100	100	100	99.2	100	100	95.7	100	98.9	96.6	100	98.8	98.2	98.8	98.8
Heavy Vehicles	0	0	0	3	3	1	0	0	0	1	0	0	1	0	1	1	0	13	1	15	20
% Heavy Vehicles	0	0	0	1.9	1.3	4.3	0	0	0	0.8	0	0	4.3	0	1.1	3.4	0	1.2	1.8	1.2	1.2



NYS Department of Transportation

100 Seneca Street
Buffalo, New York 14203

County / Town : Erie / Buffalo
Requested By : Dipak Shastri
Counted By : The Traffic Group
Count Hours : 7 - 9 AM & 3 - 6 PM

File Name : West Tupper St @ Main

Site Code : 04111807
Start Date : 4/11/2018
Page No : 5

Groups Printed- Heavy Vehicles

Start Time	Main St From North				E Tupper St From East				Main St From South				W Tupper St From West				Int. Total
	Right	ROR	Thru	Left	Right	ROR	Thru	Left	Right	ROR	Thru	Left	Right	ROR	Thru	Left	
07:00 AM	0	0	0	0	0	0	0	0	0	0	0	0	0	0	3	0	3
07:15 AM	0	0	0	2	0	0	1	0	0	0	0	0	0	0	5	0	8
07:30 AM	0	0	1	1	0	0	0	0	0	0	0	0	0	0	11	1	14
07:45 AM	0	0	0	0	0	0	0	0	0	0	0	0	0	0	5	0	5
Total	0	0	1	3	0	0	1	0	0	0	0	0	0	0	24	1	30
08:00 AM	0	0	1	0	0	0	1	1	0	0	1	0	0	0	11	0	15
08:15 AM	1	0	0	4	0	0	1	0	0	0	1	0	0	0	5	2	14
08:30 AM	0	0	1	3	0	0	0	0	0	0	0	0	0	0	4	1	9
08:45 AM	1	0	0	1	0	0	0	0	0	0	0	0	1	0	8	0	11
Total	2	0	2	8	0	0	2	1	0	0	2	0	1	0	28	3	49
*** BREAK ***																	
03:00 PM	0	0	0	3	0	1	0	0	0	0	0	1	0	0	16	1	22
03:15 PM	1	0	0	3	1	0	0	1	0	0	0	0	0	0	7	2	15
03:30 PM	0	0	0	1	0	0	1	0	0	0	1	0	0	0	5	0	8
03:45 PM	0	0	0	1	0	0	0	0	0	0	0	0	0	0	4	2	7
Total	1	0	0	8	1	1	1	1	0	0	1	1	0	0	32	5	52
04:00 PM	0	0	0	1	0	0	0	0	0	0	0	0	0	0	3	0	4
04:15 PM	0	0	0	0	1	0	0	0	0	0	0	0	1	0	2	1	5
04:30 PM	0	0	0	1	0	0	0	0	0	0	1	0	0	0	4	0	6
04:45 PM	0	0	0	1	0	0	0	0	0	0	0	0	0	0	4	0	5
Total	0	0	0	3	1	0	0	0	0	0	1	0	1	0	13	1	20
05:00 PM	0	0	0	0	0	0	0	0	0	0	0	1	1	1	2	1	6
05:15 PM	0	0	1	1	0	0	0	0	0	0	0	0	0	0	4	0	6
05:30 PM	0	0	0	0	0	0	0	0	0	0	0	0	0	0	1	0	1
05:45 PM	0	0	0	1	0	0	0	0	0	0	0	0	0	0	1	0	2
Total	0	0	1	2	0	0	0	0	0	0	0	1	1	1	8	1	15
Grand Total	3	0	4	24	2	1	4	2	0	0	4	2	3	1	105	11	166
Apprch %	9.7	0	12.9	77.4	22.2	11.1	44.4	22.2	0	0	66.7	33.3	2.5	0.8	87.5	9.2	
Total %	1.8	0	2.4	14.5	1.2	0.6	2.4	1.2	0	0	2.4	1.2	1.8	0.6	63.3	6.6	

*** HEAVY VEHICLES PAGE ***

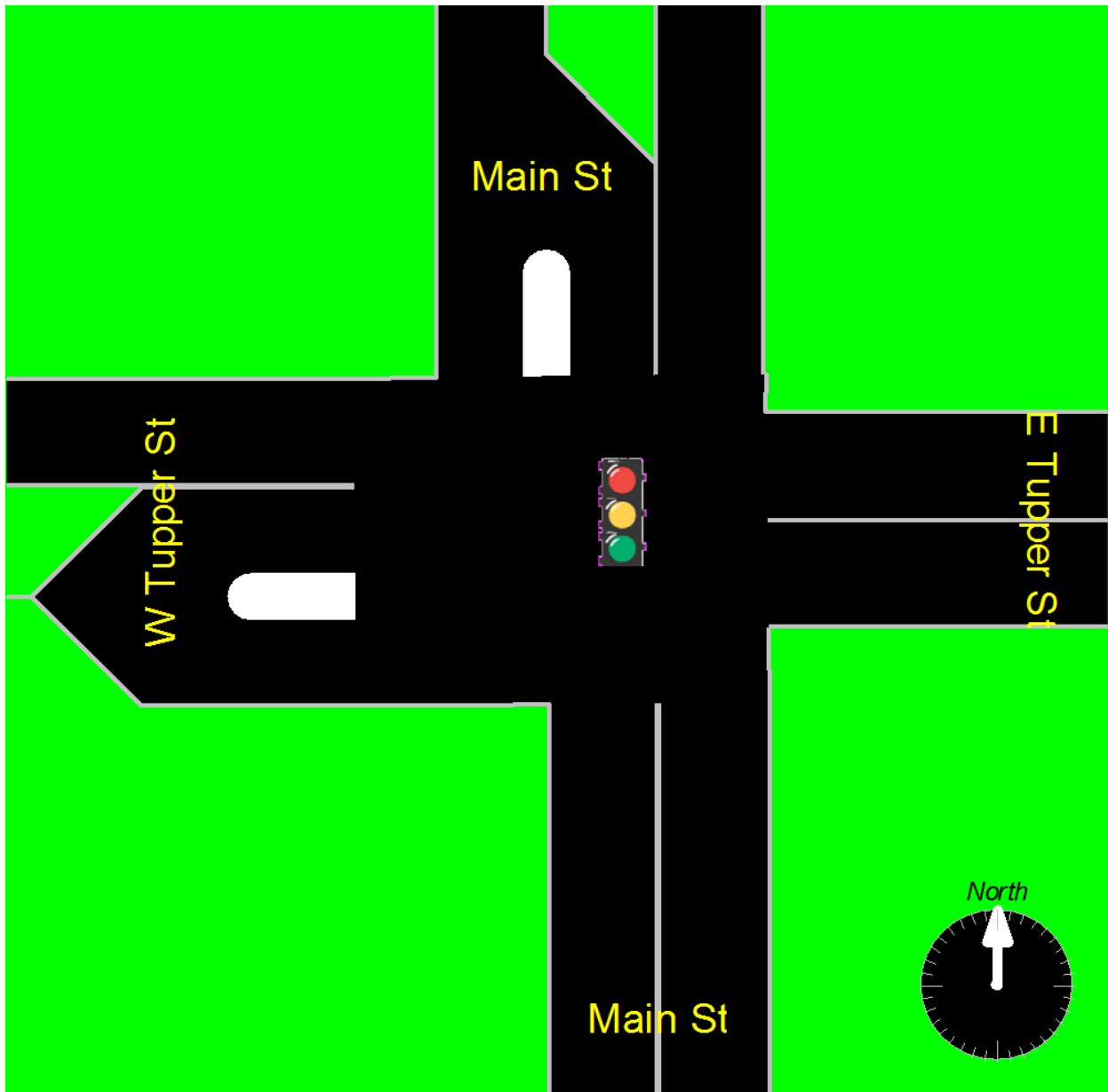
NYS Department of Transportation

100 Seneca Street
Buffalo, New York 14203

County / Town : Erie / Buffalo
Requested By : Dipak Shastri
Counted By : The Traffic Group
Count Hours : 7 - 9 AM & 3 - 6 PM

File Name : West Tupper St @ Main

Site Code : 04111807
Start Date : 4/11/2018
Page No : 6



NYS Department of Transportation

100 Seneca Street
Buffalo, New York 14203

County / Town : Erie / Buffalo
Requested By : Dipak Shastri
Counted By : The Traffic Group
Count Hours : 7 - 9 AM & 3 - 6 PM

File Name : West Tupper St @ Main

Site Code : 04111807
Start Date : 4/11/2018
Page No : 7

Groups Printed- Pedestrians

Start Time	Main St From North Pedestrians Crossing	E Tupper St From East Pedestrians Crossing	Main St From South Pedestrians Crossing	W Tupper St From West Pedestrians Crossing	Int. Total
*** BREAK ***					
07:15 AM	1	6	2	3	12
07:30 AM	0	4	4	3	11
07:45 AM	5	12	1	7	25
Total	6	22	7	13	48
08:00 AM	2	7	5	4	18
08:15 AM	3	13	7	5	28
08:30 AM	5	10	1	5	21
08:45 AM	4	7	3	6	20
Total	14	37	16	20	87
*** BREAK ***					
03:00 PM	1	5	2	3	11
03:15 PM	5	9	1	9	24
03:30 PM	4	10	2	5	21
03:45 PM	5	9	6	11	31
Total	15	33	11	28	87
04:00 PM	11	6	7	16	40
04:15 PM	3	3	1	3	10
04:30 PM	4	11	4	10	29
04:45 PM	0	8	8	5	21
Total	18	28	20	34	100
05:00 PM	8	5	8	13	34
05:15 PM	5	14	8	12	39
05:30 PM	6	8	4	20	38
05:45 PM	3	11	5	14	33
Total	22	38	25	59	144
Grand Total	75	158	79	154	466
Apprch %	100	100	100	100	
Total %	16.1	33.9	17	33	

*** PEDESTRIANS PAGE ***

NYS Department of Transportation

100 Seneca Street
Buffalo, New York 14203

County / Town : Erie / Buffalo
Requested By : Dipak Shastri
Counted By : The Traffic Group
Count Hours : 7 - 9 AM & 3 - 6 PM

File Name : East Tupper St @ Washington

Site Code : 04111808
Start Date : 4/11/2018
Page No : 1

Groups Printed- Cars - Heavy Vehicles

Start Time	Washington Street From North					E Tupper St From East					Washington Street From South					E Tupper St From West					Int. Total
	Right	ROR	Thru	Left	App. Total	Right	ROR	Thru	Left	App. Total	Right	ROR	Thru	Left	App. Total	Right	ROR	Thru	Left	App. Total	
07:00 AM	1	0	9	2	12	0	0	3	1	4	5	3	6	5	19	8	2	102	4	116	151
07:15 AM	0	0	11	5	16	0	0	3	0	3	2	13	7	3	25	10	1	143	3	157	201
07:30 AM	0	0	13	6	19	1	0	2	0	3	4	1	17	6	28	12	2	154	8	176	226
07:45 AM	0	0	13	13	26	0	0	6	0	6	9	1	7	6	23	16	0	182	9	207	262
Total	1	0	46	26	73	1	0	14	1	16	20	18	37	20	95	46	5	581	24	656	840
08:00 AM	2	0	31	7	40	0	1	6	0	7	6	1	13	1	21	26	3	159	7	195	263
08:15 AM	1	1	19	9	30	0	0	8	3	11	4	2	16	1	23	20	2	149	6	177	241
08:30 AM	2	0	18	9	29	0	1	6	0	7	2	3	11	0	16	23	4	174	4	205	257
08:45 AM	2	0	19	7	28	0	0	9	0	9	6	0	11	1	18	18	4	147	2	171	226
Total	7	1	87	32	127	0	2	29	3	34	18	6	51	3	78	87	13	629	19	748	987
*** BREAK ***																					
03:00 PM	0	3	18	21	42	0	0	3	1	4	14	2	20	12	48	12	0	248	5	265	359
03:15 PM	0	2	17	19	38	1	1	8	0	10	12	0	16	9	37	21	0	235	3	259	344
03:30 PM	2	2	13	9	26	1	0	5	1	7	27	0	14	13	54	13	0	252	4	269	356
03:45 PM	0	0	6	17	23	0	0	4	1	5	19	0	19	9	47	16	0	229	4	249	324
Total	2	7	54	66	129	2	1	20	3	26	72	2	69	43	186	62	0	964	16	1042	1383
04:00 PM	2	1	23	25	51	0	0	9	0	9	33	0	24	19	76	17	0	310	3	330	466
04:15 PM	3	1	15	18	37	0	0	9	0	9	23	0	26	13	62	21	0	318	2	341	449
04:30 PM	1	1	28	37	67	0	0	13	0	13	34	0	25	15	74	14	0	323	2	339	493
04:45 PM	1	1	23	31	56	0	1	9	0	10	29	1	27	19	76	10	0	305	1	316	458
Total	7	4	89	111	211	0	1	40	0	41	119	1	102	66	288	62	0	1256	8	1326	1866
05:00 PM	3	0	23	24	50	0	0	8	0	8	37	1	22	14	74	12	0	270	5	287	419
05:15 PM	4	0	18	23	45	0	0	8	0	8	32	1	18	20	71	7	0	276	4	287	411
05:30 PM	1	0	11	14	26	0	0	4	1	5	25	1	21	14	61	11	1	221	5	238	330
05:45 PM	0	0	10	12	22	0	0	5	0	5	21	2	18	14	55	19	5	176	7	207	289
Total	8	0	62	73	143	0	0	25	1	26	115	5	79	62	261	49	6	943	21	1019	1449
Grand Total	25	12	338	308	683	3	4	128	8	143	344	32	338	194	908	306	24	4373	88	4791	6525
Apprch %	3.7	1.8	49.5	45.1		2.1	2.8	89.5	5.6		37.9	3.5	37.2	21.4		6.4	0.5	91.3	1.8		
Total %	0.4	0.2	5.2	4.7	10.5	0	0.1	2	0.1	2.2	5.3	0.5	5.2	3	13.9	4.7	0.4	67	1.3	73.4	
Cars	25	10	326	298	659	3	4	124	7	138	343	32	323	192	890	301	24	4262	87	4674	6361
% Cars	100	83.3	96.4	96.8	96.5	100	100	96.9	87.5	96.5	99.7	100	95.6	99	98	98.4	100	97.5	98.9	97.6	97.5
Heavy Vehicles	0	2	12	10	24	0	0	4	1	5	1	0	15	2	18	5	0	111	1	117	164
% Heavy Vehicles	0	16.7	3.6	3.2	3.5	0	0	3.1	12.5	3.5	0.3	0	4.4	1	2	1.6	0	2.5	1.1	2.4	2.5

*** ALL VEHICLES PAGE ***

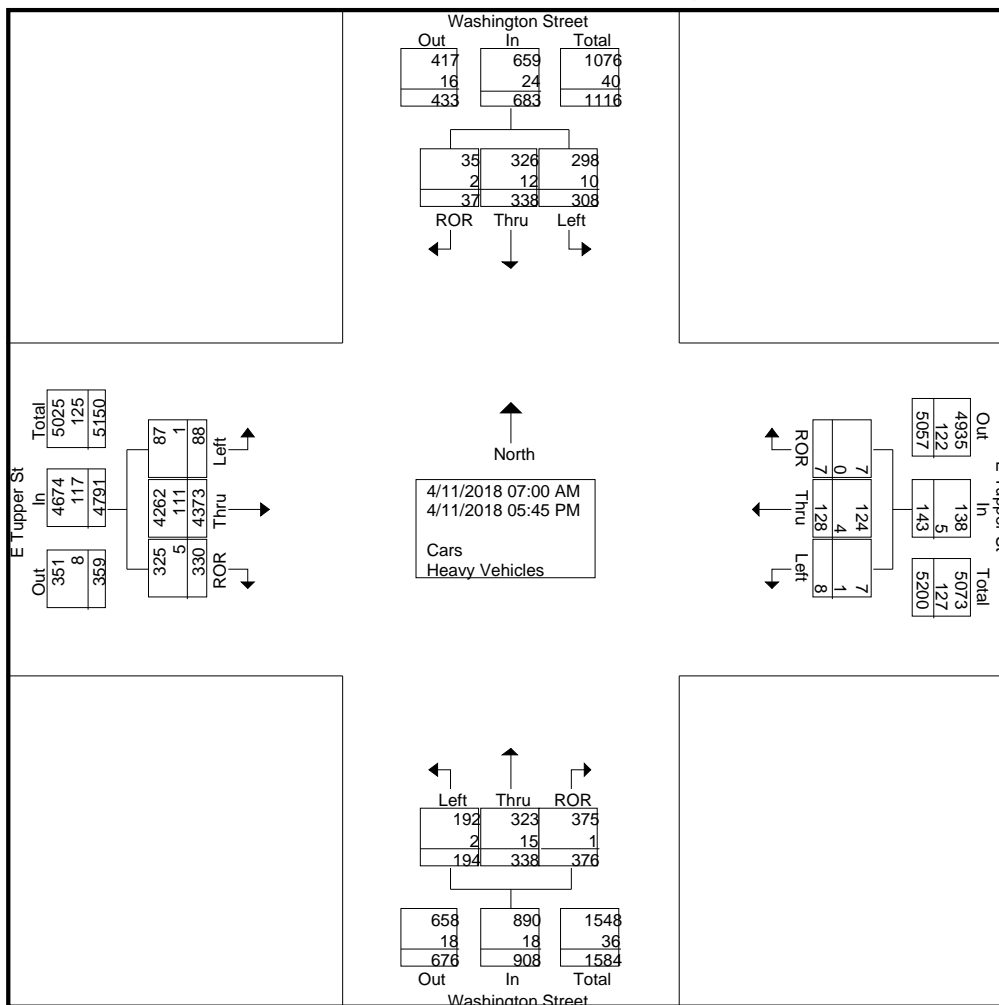
NYS Department of Transportation

100 Seneca Street
Buffalo, New York 14203

County / Town : Erie / Buffalo
Requested By : Dipak Shastri
Counted By : The Traffic Group
Count Hours : 7 - 9 AM & 3 - 6 PM

File Name : East Tupper St @ Washington

Site Code : 04111808
Start Date : 4/11/2018
Page No : 2



NYS Department of Transportation

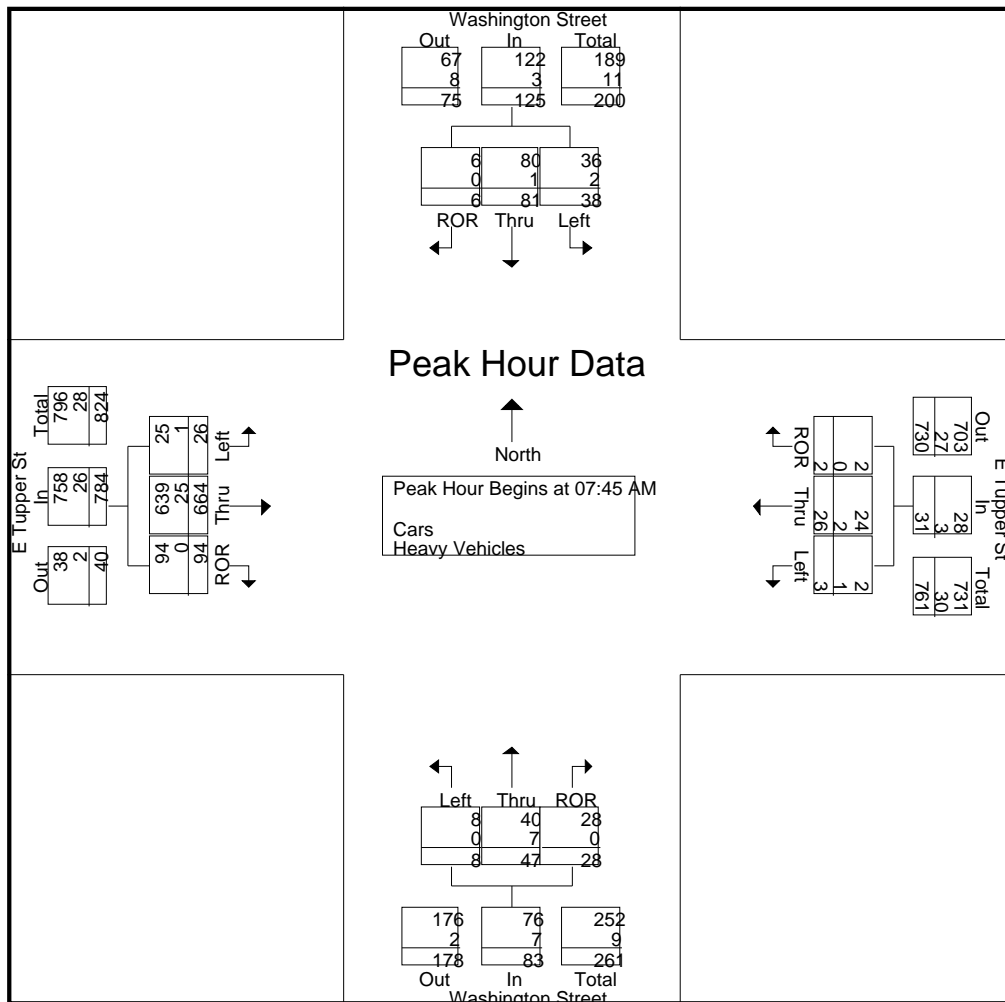
100 Seneca Street
Buffalo, New York 14203

County / Town : Erie / Buffalo
Requested By : Dipak Shastri
Counted By : The Traffic Group
Count Hours : 7 - 9 AM & 3 - 6 PM

File Name : East Tupper St @ Washington

Site Code : 04111808
Start Date : 4/11/2018
Page No : 3

Start Time	Washington Street From North					E Tupper St From East					Washington Street From South					E Tupper St From West					Int. Total
	Right	ROR	Thru	Left	App. Total	Right	ROR	Thru	Left	App. Total	Right	ROR	Thru	Left	App. Total	Right	ROR	Thru	Left	App. Total	
Peak Hour Analysis From 07:00 AM to 08:45 AM - Peak 1 of 1																					
Peak Hour for Entire Intersection Begins at 07:45 AM																					
07:45 AM	0	0	13	13	26	0	0	6	0	6	9	1	7	6	23	16	0	182	9	207	262
08:00 AM	2	0	31	7	40	0	1	6	0	7	6	1	13	1	21	26	3	159	7	195	263
08:15 AM	1	1	19	9	30	0	0	8	3	11	4	2	16	1	23	20	2	149	6	177	241
08:30 AM	2	0	18	9	29	0	1	6	0	7	2	3	11	0	16	23	4	174	4	205	257
Total Volume	5	1	81	38	125	0	2	26	3	31	21	7	47	8	83	85	9	664	26	784	1023
% App. Total	4	0.8	64.8	30.4		0	6.5	83.9	9.7		25.3	8.4	56.6	9.6		10.8	1.1	84.7	3.3		
PHF	.625	.250	.653	.731	.781	.000	.500	.813	.250	.705	.583	.583	.734	.333	.902	.817	.563	.912	.722	.947	.972
Cars	5	1	80	36	122	0	2	24	2	28	21	7	40	8	76	85	9	639	25	758	984
% Cars	100	100	98.8	94.7	97.6	0	100	92.3	66.7	90.3	100	100	85.1	100	91.6	100	100	96.2	96.2	96.7	96.2
Heavy Vehicles	0	0	1	2	3	0	0	2	1	3	0	0	7	0	7	0	0	25	1	26	39
% Heavy Vehicles	0	0	1.2	5.3	2.4	0	0	7.7	33.3	9.7	0	0	14.9	0	8.4	0	0	3.8	3.8	3.3	3.8



NYS Department of Transportation

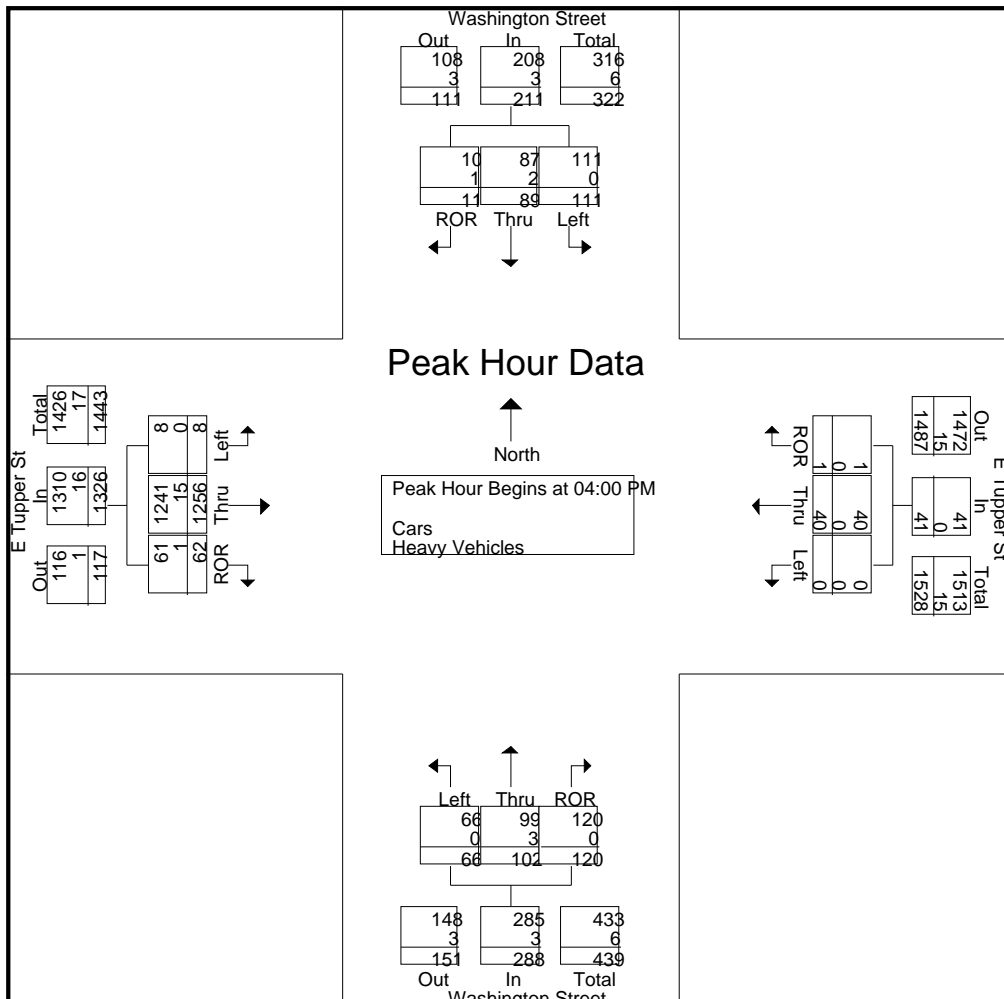
100 Seneca Street
Buffalo, New York 14203

County / Town : Erie / Buffalo
Requested By : Dipak Shastri
Counted By : The Traffic Group
Count Hours : 7 - 9 AM & 3 - 6 PM

File Name : East Tupper St @ Washington

Site Code : 04111808
Start Date : 4/11/2018
Page No : 4

Start Time	Washington Street From North					E Tupper St From East					Washington Street From South					E Tupper St From West					Int. Total
	Right	ROR	Thru	Left	App. Total	Right	ROR	Thru	Left	App. Total	Right	ROR	Thru	Left	App. Total	Right	ROR	Thru	Left	App. Total	
Peak Hour Analysis From 03:00 PM to 05:45 PM - Peak 1 of 1																					
Peak Hour for Entire Intersection Begins at 04:00 PM																					
04:00 PM	2	1	23	25	51	0	0	9	0	9	33	0	24	19	76	17	0	310	3	330	466
04:15 PM	3	1	15	18	37	0	0	9	0	9	23	0	26	13	62	21	0	318	2	341	449
04:30 PM	1	1	28	37	67	0	0	13	0	13	34	0	25	15	74	14	0	323	2	339	493
04:45 PM	1	1	23	31	56	0	1	9	0	10	29	1	27	19	76	10	0	305	1	316	458
Total Volume	7	4	89	111	211	0	1	40	0	41	119	1	102	66	288	62	0	1256	8	1326	1866
% App. Total	3.3	1.9	42.2	52.6		0	2.4	97.6	0		41.3	0.3	35.4	22.9		4.7	0	94.7	0.6		
PHF	.583	1.0	.795	.750	.787	.000	.250	.769	.000	.788	.875	.250	.944	.868	.947	.738	.000	.972	.667	.972	.946
Cars	7	3	87	111	208	0	1	40	0	41	119	1	99	66	285	61	0	1241	8	1310	1844
% Cars	100	75.0	97.8	100	98.6	0	100	100	0	100	100	100	97.1	100	99.0	98.4	0	98.8	100	98.8	98.8
Heavy Vehicles	0	1	2	0	3	0	0	0	0	0	0	0	3	0	3	1	0	15	0	16	22
% Heavy Vehicles	0	25.0	2.2	0	1.4	0	0	0	0	0	0	0	2.9	0	1.0	1.6	0	1.2	0	1.2	1.2



NYS Department of Transportation

100 Seneca Street
Buffalo, New York 14203

County / Town : Erie / Buffalo
Requested By : Dipak Shastri
Counted By : The Traffic Group
Count Hours : 7 - 9 AM & 3 - 6 PM

File Name : East Tupper St @ Washington

Site Code : 04111808
Start Date : 4/11/2018
Page No : 5

Groups Printed- Heavy Vehicles

Start Time	Washington Street From North				E Tupper St From East				Washington Street From South				E Tupper St From West				Int. Total
	Right	ROR	Thru	Left	Right	ROR	Thru	Left	Right	ROR	Thru	Left	Right	ROR	Thru	Left	
07:00 AM	0	0	0	1	0	0	0	0	0	0	0	0	1	0	2	0	4
07:15 AM	0	0	0	1	0	0	1	0	0	0	0	0	0	0	8	0	10
07:30 AM	0	0	1	0	0	0	0	0	0	0	1	0	0	0	11	0	13
07:45 AM	0	0	0	0	0	0	0	0	0	0	1	0	0	0	8	0	9
Total	0	0	1	2	0	0	1	0	0	0	2	0	1	0	29	0	36
08:00 AM	0	0	1	1	0	0	2	0	0	0	0	0	0	0	5	0	9
08:15 AM	0	0	0	0	0	0	0	1	0	0	4	0	0	0	8	0	13
08:30 AM	0	0	0	1	0	0	0	0	0	0	2	0	0	0	4	1	8
08:45 AM	0	0	1	2	0	0	0	0	1	0	0	0	1	0	6	0	11
Total	0	0	2	4	0	0	2	1	1	0	6	0	1	0	23	1	41
*** BREAK ***																	
03:00 PM	0	0	0	2	0	0	1	0	0	0	1	0	1	0	15	0	20
03:15 PM	0	1	2	1	0	0	0	0	0	0	0	0	0	0	9	0	13
03:30 PM	0	0	1	0	0	0	0	0	0	0	1	1	0	0	7	0	10
03:45 PM	0	0	0	1	0	0	0	0	0	0	0	0	0	0	5	0	6
Total	0	1	3	4	0	0	1	0	0	0	2	1	1	0	36	0	49
04:00 PM	0	0	1	0	0	0	0	0	0	0	0	0	0	0	3	0	4
04:15 PM	0	1	1	0	0	0	0	0	0	0	2	0	0	0	2	0	6
04:30 PM	0	0	0	0	0	0	0	0	0	0	1	0	1	0	4	0	6
04:45 PM	0	0	0	0	0	0	0	0	0	0	0	0	0	0	6	0	6
Total	0	1	2	0	0	0	0	0	0	0	3	0	1	0	15	0	22
05:00 PM	0	0	3	0	0	0	0	0	0	0	1	0	0	0	1	0	5
05:15 PM	0	0	0	0	0	0	0	0	0	0	1	1	0	0	6	0	8
*** BREAK ***																	
05:45 PM	0	0	1	0	0	0	0	0	0	0	0	0	1	0	1	0	3
Total	0	0	4	0	0	0	0	0	0	0	2	1	1	0	8	0	16
Grand Total	0	2	12	10	0	0	4	1	1	0	15	2	5	0	111	1	164
Apprch %	0	8.3	50	41.7	0	0	80	20	5.6	0	83.3	11.1	4.3	0	94.9	0.9	
Total %	0	1.2	7.3	6.1	0	0	2.4	0.6	0.6	0	9.1	1.2	3	0	67.7	0.6	

*** HEAVY VEHICLES PAGE ***

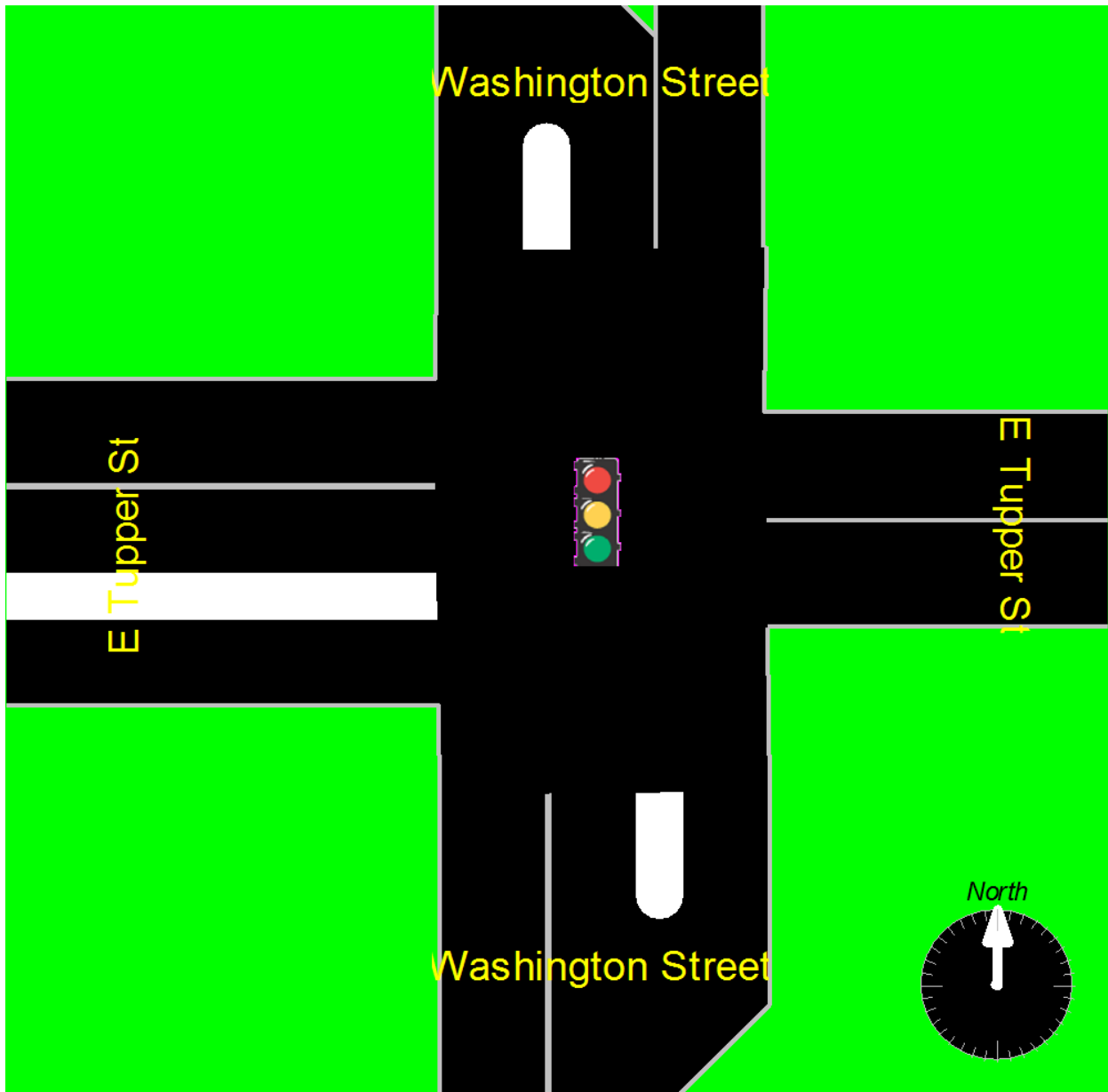
NYS Department of Transportation

100 Seneca Street
Buffalo, New York 14203

County / Town : Erie / Buffalo
Requested By : Dipak Shastri
Counted By : The Traffic Group
Count Hours : 7 - 9 AM & 3 - 6 PM

File Name : East Tupper St @ Washington

Site Code : 04111808
Start Date : 4/11/2018
Page No : 6



NYS Department of Transportation

100 Seneca Street
Buffalo, New York 14203

County / Town : Erie / Buffalo
Requested By : Dipak Shastri
Counted By : The Traffic Group
Count Hours : 7 - 9 AM & 3 - 6 PM

File Name : East Tupper St @ Washington

Site Code : 04111808
Start Date : 4/11/2018
Page No : 7

Groups Printed- Pedestrians

	Washington Street From North	E Tupper St From East	Washington Street From South	E Tupper St From West	
Start Time	Pedestrians Crossing	Pedestrians Crossing	Pedestrians Crossing	Pedestrians Crossing	Int. Total
07:00 AM	1	1	0	0	2
07:15 AM	0	1	1	4	6
07:30 AM	3	3	1	6	13
07:45 AM	2	6	2	4	14
Total	6	11	4	14	35
08:00 AM	5	5	4	5	19
08:15 AM	4	3	4	1	12
08:30 AM	5	2	2	2	11
08:45 AM	1	1	0	0	2
Total	15	11	10	8	44
*** BREAK ***					
03:00 PM	4	1	2	1	8
03:15 PM	2	0	1	3	6
03:30 PM	2	2	0	2	6
03:45 PM	1	1	0	2	4
Total	9	4	3	8	24
04:00 PM	1	5	1	0	7
04:15 PM	0	2	2	1	5
04:30 PM	3	5	5	2	15
04:45 PM	6	3	1	14	24
Total	10	15	9	17	51
05:00 PM	10	14	8	2	34
05:15 PM	2	4	3	5	14
05:30 PM	3	8	4	2	17
05:45 PM	1	3	1	2	7
Total	16	29	16	11	72
Grand Total	56	70	42	58	226
Apprch %	100	100	100	100	
Total %	24.8	31	18.6	25.7	

*** PEDESTRIANS PAGE ***

NYS Department of Transportation

100 Seneca Street
Buffalo, New York 14203

County / Town : Erie / Buffalo
Requested By : Dipak Shastri
Counted By : The Traffic Group
Count Hours : 7 - 9 AM & 3 - 6 PM

File Name : East Tupper St @ Ellicott

Site Code : 04111809
Start Date : 4/11/2018
Page No : 1

Groups Printed- Cars - Heavy Vehicles

Start Time	NY 5 Ellicott St From North					E Tupper St From East				NY 5 Ellicott St From South					E Tupper St From West					Int. Total
	Right	ROR	Thru	Left	App. Total	Right	Thru	Left	App. Total	Right	ROR	Thru	Left	App. Total	Right	ROR	Thru	Left	App. Total	
07:00 AM	0	1	9	7	17	0	0	0	0	6	2	13	3	24	7	3	100	1	111	152
07:15 AM	0	0	12	1	13	0	0	0	0	5	3	17	4	29	9	4	144	6	163	205
07:30 AM	2	0	17	5	24	0	0	0	0	4	0	40	2	46	15	0	146	1	162	232
07:45 AM	1	3	25	9	38	0	0	0	0	8	4	18	6	36	8	0	187	9	204	278
Total	3	4	63	22	92	0	0	0	0	23	9	88	15	135	39	7	577	17	640	867
08:00 AM	2	0	26	12	40	0	0	0	0	15	4	21	4	44	9	1	168	6	184	268
08:15 AM	2	3	14	9	28	0	0	0	0	12	2	27	4	45	6	2	154	14	176	249
08:30 AM	1	0	19	18	38	0	0	0	0	8	5	22	6	41	8	4	170	10	192	271
08:45 AM	0	1	16	11	28	0	0	0	0	3	3	15	7	28	6	1	146	12	165	221
Total	5	4	75	50	134	0	0	0	0	38	14	85	21	158	29	8	638	42	717	1009
*** BREAK ***																				
03:00 PM	2	1	18	35	56	0	0	0	0	28	1	8	0	37	2	1	275	8	286	379
03:15 PM	0	3	12	26	41	0	0	0	0	18	1	17	1	37	1	0	269	4	274	352
03:30 PM	2	0	17	32	51	0	0	0	0	29	1	16	5	51	2	1	277	5	285	387
03:45 PM	2	0	11	30	43	0	0	0	0	26	2	18	5	51	4	0	258	5	267	361
Total	6	4	58	123	191	0	0	0	0	101	5	59	11	176	9	2	1079	22	1112	1479
04:00 PM	1	0	22	36	59	0	0	0	0	67	3	17	5	92	4	0	360	2	366	517
04:15 PM	1	0	16	38	55	0	0	0	0	57	5	21	5	88	8	0	351	1	360	503
04:30 PM	1	2	12	35	50	0	0	0	0	62	2	20	10	94	4	1	389	2	396	540
04:45 PM	2	0	17	44	63	0	0	0	0	62	2	35	8	107	6	1	350	8	365	535
Total	5	2	67	153	227	0	0	0	0	248	12	93	28	381	22	2	1450	13	1487	2095
05:00 PM	1	0	27	43	71	0	0	0	0	87	1	24	7	119	5	0	346	3	354	544
05:15 PM	1	0	11	26	38	0	0	0	0	50	1	21	7	79	2	0	384	0	386	503
05:30 PM	0	1	12	39	52	0	0	0	0	39	3	19	4	65	3	2	287	2	294	411
05:45 PM	0	1	10	35	46	0	0	0	0	29	6	14	4	53	5	1	224	0	230	329
Total	2	2	60	143	207	0	0	0	0	205	11	78	22	316	15	3	1241	5	1264	1787
Grand Total	21	16	323	491	851	0	0	0	0	615	51	403	97	1166	114	22	4985	99	5220	7237
Apprch %	2.5	1.9	38	57.7		0	0	0		52.7	4.4	34.6	8.3		2.2	0.4	95.5	1.9		
Total %	0.3	0.2	4.5	6.8	11.8	0	0	0	0	8.5	0.7	5.6	1.3	16.1	1.6	0.3	68.9	1.4	72.1	
Cars	19	16	316	479	830	0	0	0	0	611	51	379	95	1136	107	22	4866	90	5085	7051
% Cars	90.5	100	97.8	97.6	97.5	0	0	0	0	99.3	100	94	97.9	97.4	93.9	100	97.6	90.9	97.4	97.4
Heavy Vehicles	2	0	7	12	21	0	0	0	0	4	0	24	2	30	7	0	119	9	135	186
% Heavy Vehicles																				

*** ALL VEHICLES PAGE ***

NYS Department of Transportation

100 Seneca Street
Buffalo, New York 14203

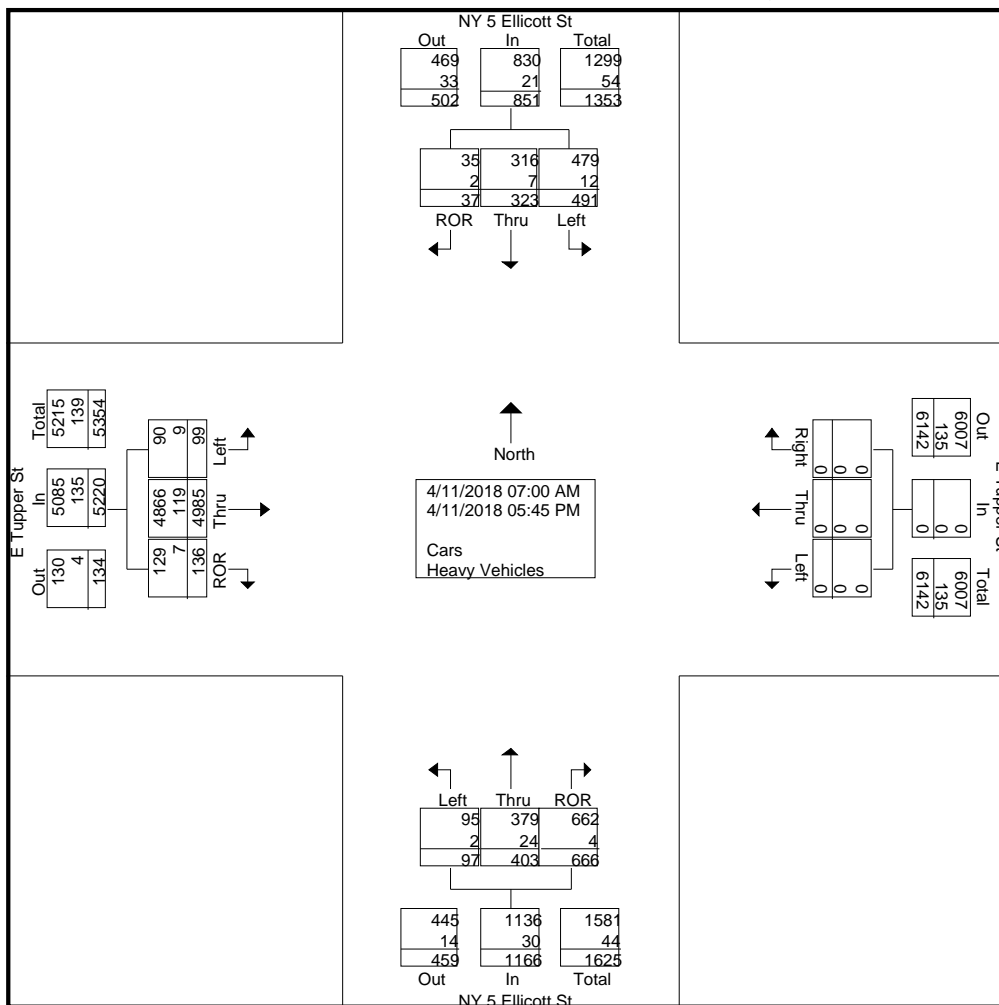
County / Town : Erie / Buffalo
Requested By : Dipak Shastri
Counted By : The Traffic Group
Count Hours : 7 - 9 AM & 3 - 6 PM

File Name : East Tupper St @ Ellicott

Site Code : 04111809

Start Date : 4/11/2018

Page No : 2



NYS Department of Transportation

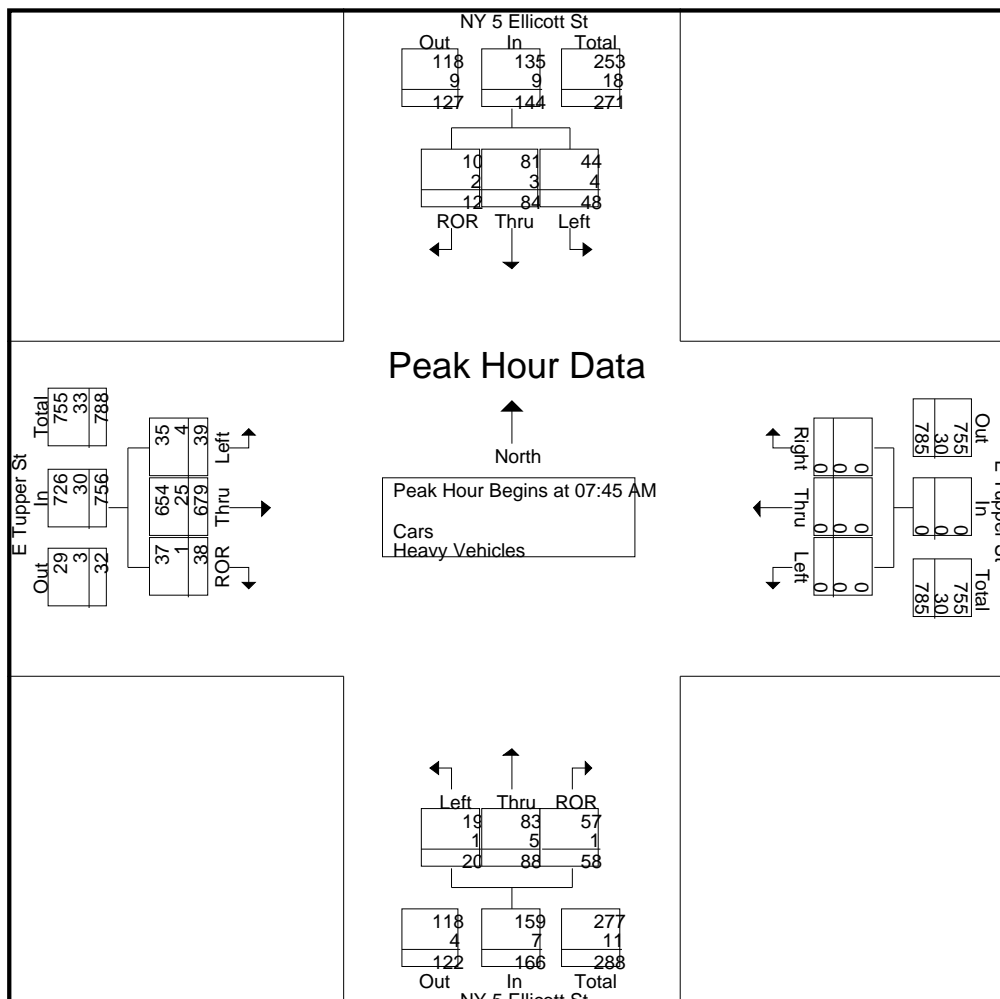
100 Seneca Street
Buffalo, New York 14203

County / Town : Erie / Buffalo
Requested By : Dipak Shastri
Counted By : The Traffic Group
Count Hours : 7 - 9 AM & 3 - 6 PM

File Name : East Tupper St @ Ellicott

Site Code : 04111809
Start Date : 4/11/2018
Page No : 3

Start Time	NY 5 Ellicott St From North					E Tupper St From East				NY 5 Ellicott St From South					E Tupper St From West					Int. Total
	Right	ROR	Thru	Left	App. Total	Right	Thru	Left	App. Total	Right	ROR	Thru	Left	App. Total	Right	ROR	Thru	Left	App. Total	
Peak Hour Analysis From 07:00 AM to 08:45 AM - Peak 1 of 1																				
Peak Hour for Entire Intersection Begins at 07:45 AM																				
07:45 AM	1	3	25	9	38	0	0	0	0	8	4	18	6	36	8	0	187	9	204	278
08:00 AM	2	0	26	12	40	0	0	0	0	15	4	21	4	44	9	1	168	6	184	268
08:15 AM	2	3	14	9	28	0	0	0	0	12	2	27	4	45	6	2	154	14	176	249
08:30 AM	1	0	19	18	38	0	0	0	0	8	5	22	6	41	8	4	170	10	192	271
Total Volume	6	6	84	48	144	0	0	0	0	43	15	88	20	166	31	7	679	39	756	1066
% App. Total	4.2	4.2	58.3	33.3		0	0	0		25.9	9	53	12		4.1	0.9	89.8	5.2		
PHF	.750	.500	.808	.667	.900	.000	.000	.000	.000	.717	.750	.815	.833	.922	.861	.438	.908	.696	.926	.959
Cars	4	6	81	44	135	0	0	0	0	42	15	83	19	159	30	7	654	35	726	1020
% Cars	66.7	100	96.4	91.7	93.8	0	0	0	0	97.7	100	94.3	95.0	95.8	96.8	100	96.3	89.7	96.0	95.7
Heavy Vehicles	2	0	3	4	9	0	0	0	0	1	0	5	1	7	1	0	25	4	30	46
% Heavy Vehicles																				



NYS Department of Transportation

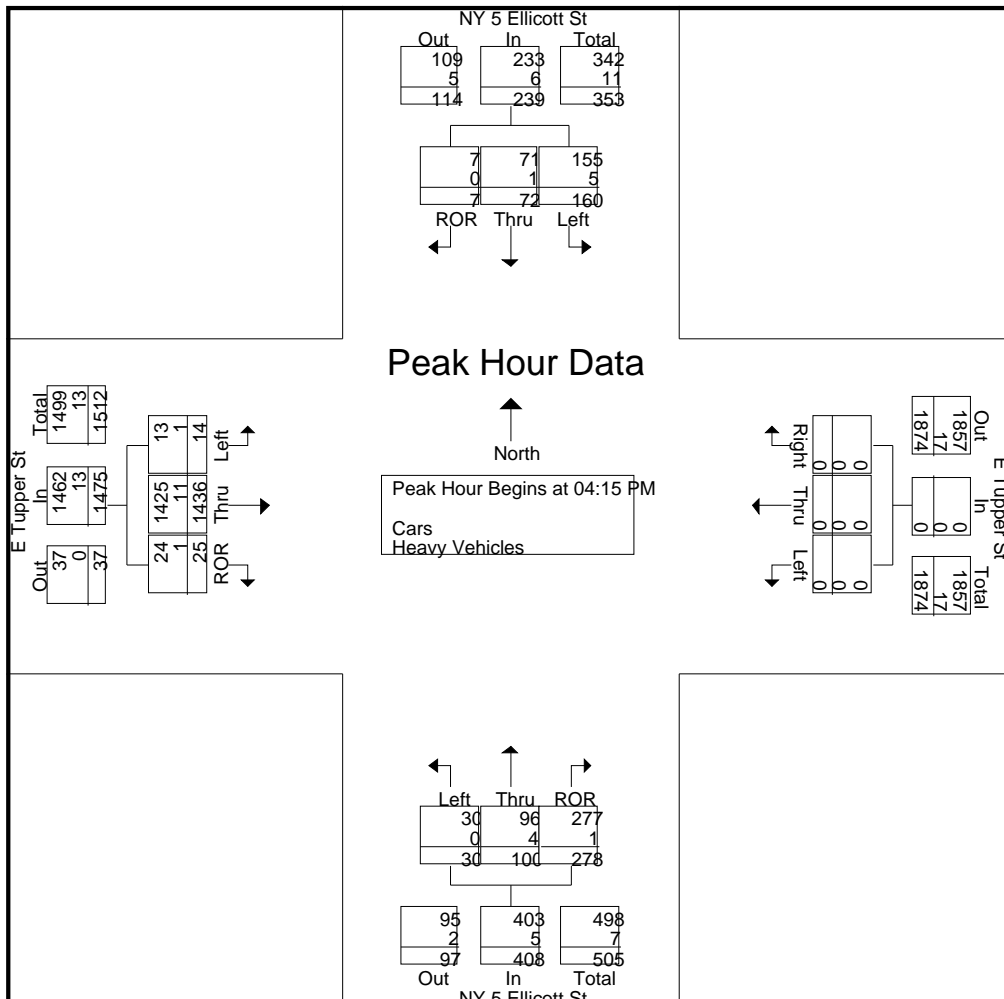
100 Seneca Street
Buffalo, New York 14203

County / Town : Erie / Buffalo
Requested By : Dipak Shastri
Counted By : The Traffic Group
Count Hours : 7 - 9 AM & 3 - 6 PM

File Name : East Tupper St @ Ellicott

Site Code : 04111809
Start Date : 4/11/2018
Page No : 4

Start Time	NY 5 Ellicott St From North					E Tupper St From East				NY 5 Ellicott St From South					E Tupper St From West					Int. Total
	Right	ROR	Thru	Left	App. Total	Right	Thru	Left	App. Total	Right	ROR	Thru	Left	App. Total	Right	ROR	Thru	Left	App. Total	
Peak Hour Analysis From 03:00 PM to 05:45 PM - Peak 1 of 1																				
Peak Hour for Entire Intersection Begins at 04:15 PM																				
04:15 PM	1	0	16	38	55	0	0	0	0	57	5	21	5	88	8	0	351	1	360	503
04:30 PM	1	2	12	35	50	0	0	0	0	62	2	20	10	94	4	1	389	2	396	540
04:45 PM	2	0	17	44	63	0	0	0	0	62	2	35	8	107	6	1	350	8	365	535
05:00 PM	1	0	27	43	71	0	0	0	0	87	1	24	7	119	5	0	346	3	354	544
Total Volume	5	2	72	160	239	0	0	0	0	268	10	100	30	408	23	2	1436	14	1475	2122
% App. Total	2.1	0.8	30.1	66.9		0	0	0		65.7	2.5	24.5	7.4		1.6	0.1	97.4	0.9		
PHF	.625	.250	.667	.909	.842	.000	.000	.000	.000	.770	.500	.714	.750	.857	.719	.500	.923	.438	.931	.975
Cars	5	2	71	155	233	0	0	0	0	267	10	96	30	403	22	2	1425	13	1462	2098
% Cars	100	100	98.6	96.9	97.5	0	0	0	0	99.6	100	96.0	100	98.8	95.7	100	99.2	92.9	99.1	98.9
Heavy Vehicles	0	0	1	5	6	0	0	0	0	1	0	4	0	5	1	0	11	1	13	24
% Heavy Vehicles																				



NYS Department of Transportation

100 Seneca Street
Buffalo, New York 14203

County / Town : Erie / Buffalo
Requested By : Dipak Shastri
Counted By : The Traffic Group
Count Hours : 7 - 9 AM & 3 - 6 PM

File Name : East Tupper St @ Ellicott

Site Code : 04111809
Start Date : 4/11/2018
Page No : 5

Groups Printed- Heavy Vehicles

Start Time	NY 5 Ellicott St From North				E Tupper St From East			NY 5 Ellicott St From South				E Tupper St From West				Int. Total
	Right	ROR	Thru	Left	Right	Thru	Left	Right	ROR	Thru	Left	Right	ROR	Thru	Left	
07:00 AM	0	0	0	0	0	0	0	0	0	1	0	1	0	2	0	4
07:15 AM	0	0	0	0	0	0	0	0	0	2	1	0	0	9	1	13
07:30 AM	0	0	0	0	0	0	0	0	0	2	0	0	0	11	0	13
07:45 AM	0	0	0	0	0	0	0	0	0	0	1	0	0	7	0	8
Total	0	0	0	0	0	0	0	0	0	5	2	1	0	29	1	38
08:00 AM	1	0	3	0	0	0	0	0	0	2	0	1	0	5	1	13
08:15 AM	1	0	0	2	0	0	0	1	0	2	0	0	0	7	2	15
08:30 AM	0	0	0	2	0	0	0	0	0	1	0	0	0	6	1	10
08:45 AM	0	0	0	1	0	0	0	0	0	2	0	2	0	7	1	13
Total	2	0	3	5	0	0	0	1	0	7	0	3	0	25	5	51
*** BREAK ***																
03:00 PM	0	0	3	1	0	0	0	1	0	0	0	1	0	18	1	25
03:15 PM	0	0	0	0	0	0	0	0	0	1	0	1	0	10	0	12
03:30 PM	0	0	0	1	0	0	0	0	0	1	0	0	0	10	0	12
03:45 PM	0	0	0	0	0	0	0	0	0	0	0	0	0	5	1	6
Total	0	0	3	2	0	0	0	1	0	2	0	2	0	43	2	55
04:00 PM	0	0	0	0	0	0	0	0	0	3	0	0	0	3	0	6
04:15 PM	0	0	0	1	0	0	0	0	0	1	0	0	0	2	0	4
04:30 PM	0	0	0	3	0	0	0	0	0	1	0	1	0	3	0	8
04:45 PM	0	0	0	1	0	0	0	1	0	1	0	0	0	5	1	9
Total	0	0	0	5	0	0	0	1	0	6	0	1	0	13	1	27
05:00 PM	0	0	1	0	0	0	0	0	0	1	0	0	0	1	0	3
05:15 PM	0	0	0	0	0	0	0	0	0	1	0	0	0	6	0	7
05:30 PM	0	0	0	0	0	0	0	1	0	1	0	0	0	1	0	3
05:45 PM	0	0	0	0	0	0	0	0	0	1	0	0	0	1	0	2
Total	0	0	1	0	0	0	0	1	0	4	0	0	0	9	0	15
Grand Total	2	0	7	12	0	0	0	4	0	24	2	7	0	119	9	186
Apprch %	9.5	0	33.3	57.1	0	0	0	13.3	0	80	6.7	5.2	0	88.1	6.7	
Total %	1.1	0	3.8	6.5	0	0	0	2.2	0	12.9	1.1	3.8	0	64	4.8	

*** HEAVY VEHICLES PAGE ***

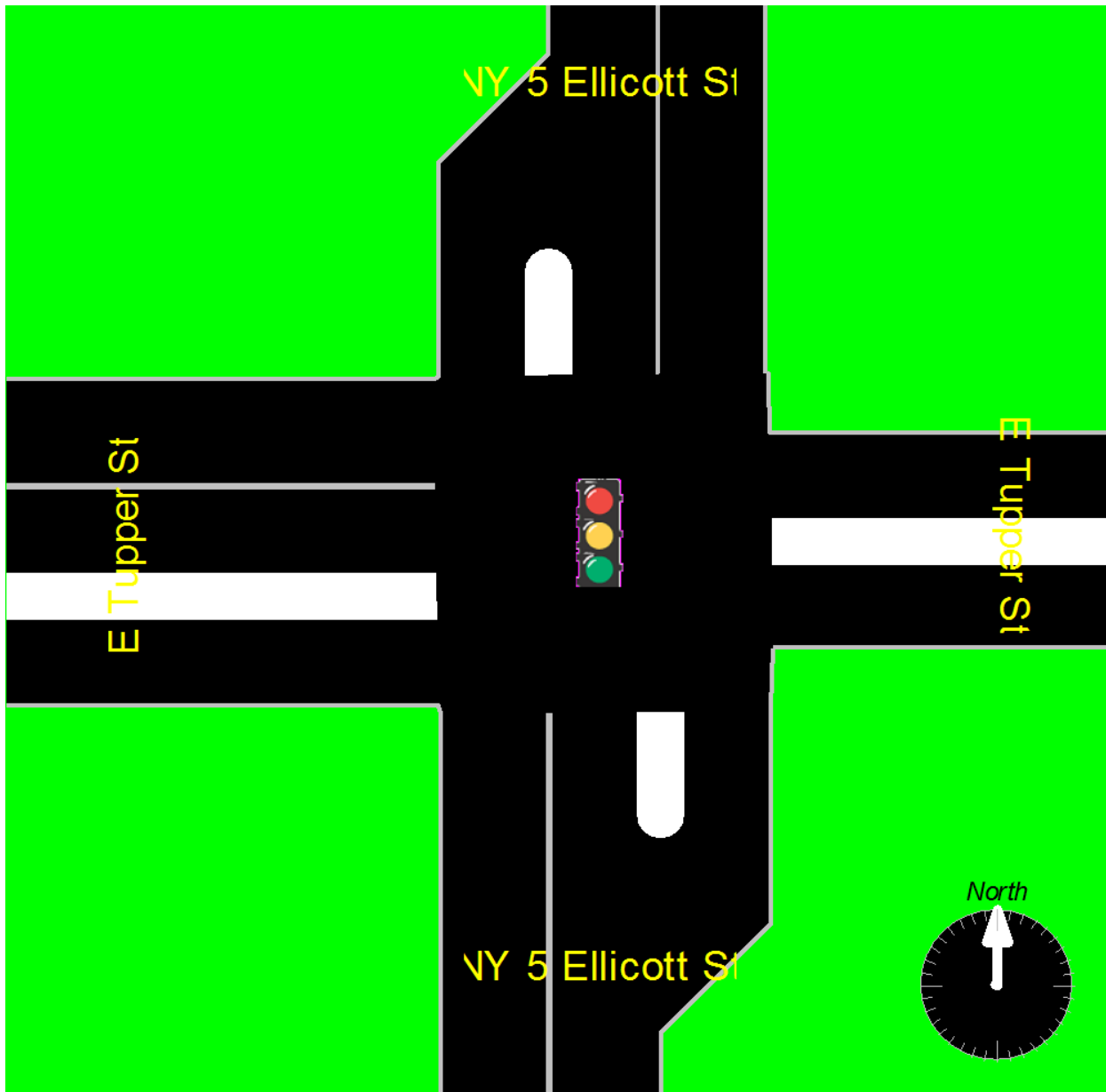
NYS Department of Transportation

100 Seneca Street
Buffalo, New York 14203

County / Town : Erie / Buffalo
Requested By : Dipak Shastri
Counted By : The Traffic Group
Count Hours : 7 - 9 AM & 3 - 6 PM

File Name : East Tupper St @ Ellicott

Site Code : 04111809
Start Date : 4/11/2018
Page No : 6



NYS Department of Transportation

100 Seneca Street
Buffalo, New York 14203

County / Town : Erie / Buffalo
Requested By : Dipak Shastri
Counted By : The Traffic Group
Count Hours : 7 - 9 AM & 3 - 6 PM

File Name : East Tupper St @ Oak

Site Code : 04111810
Start Date : 4/11/2018
Page No : 1

Groups Printed- Cars - Heavy Vehicles

Start Time	NY 954D (SB) N Oak St From North				NY 33 E Tupper St From East				NY 954D (SB) N Oak St From South				NY 33 E Tupper St From West					Int. Total
	Right	Thru	Left	App. Total	Right	Thru	Left	App. Total	Right	Thru	Left	App. Total	Right	ROR	Thru	Left	App. Total	
07:00 AM	0	27	9	36	0	0	0	0	0	0	0	0	19	2	90	0	111	147
07:15 AM	0	37	7	44	0	0	0	0	0	0	0	0	27	0	121	0	148	192
07:30 AM	0	46	6	52	0	0	0	0	0	0	0	0	37	1	121	0	159	211
07:45 AM	0	50	13	63	0	0	0	0	0	0	0	0	46	6	157	0	209	272
Total	0	160	35	195	0	0	0	0	0	0	0	0	129	9	489	0	627	822
08:00 AM	0	46	15	61	0	0	0	0	0	0	0	0	38	9	153	0	200	261
08:15 AM	0	39	8	47	0	0	0	0	0	0	0	0	56	4	116	0	176	223
08:30 AM	0	30	8	38	0	0	0	0	0	0	0	0	70	4	129	0	203	241
08:45 AM	0	30	6	36	0	0	0	0	0	0	0	0	46	1	115	0	162	198
Total	0	145	37	182	0	0	0	0	0	0	0	0	210	18	513	0	741	923
*** BREAK ***																		
03:00 PM	0	114	29	143	0	0	0	0	0	0	0	0	57	8	271	0	336	479
03:15 PM	0	83	21	104	0	0	0	0	0	0	0	0	62	12	242	0	316	420
03:30 PM	0	112	33	145	0	0	0	0	0	0	0	0	48	10	284	0	342	487
03:45 PM	0	111	31	142	0	0	0	0	0	0	0	0	51	12	252	0	315	457
Total	0	420	114	534	0	0	0	0	0	0	0	0	218	42	1049	0	1309	1843
04:00 PM	0	149	48	197	0	0	0	0	0	0	0	0	73	10	372	0	455	652
04:15 PM	0	100	38	138	0	0	0	0	0	0	0	0	68	10	370	0	448	586
04:30 PM	0	137	50	187	0	0	0	0	0	0	0	0	61	7	412	0	480	667
04:45 PM	0	107	48	155	0	0	0	0	0	0	0	0	57	15	386	0	458	613
Total	0	493	184	677	0	0	0	0	0	0	0	0	259	42	1540	0	1841	2518
05:00 PM	0	128	56	184	0	0	0	0	0	0	0	0	61	9	400	0	470	654
05:15 PM	0	87	62	149	0	0	0	0	0	0	0	0	56	10	405	0	471	620
05:30 PM	0	82	42	124	0	0	0	0	0	0	0	0	61	11	301	0	373	497
05:45 PM	0	60	34	94	0	0	0	0	0	0	0	0	44	8	246	0	298	392
Total	0	357	194	551	0	0	0	0	0	0	0	0	222	38	1352	0	1612	2163
Grand Total	0	1575	564	2139	0	0	0	0	0	0	0	0	1038	149	4943	0	6130	8269
Apprch %	0	73.6	26.4		0	0	0		0	0	0		16.9	2.4	80.6	0		
Total %	0	19	6.8	25.9	0	0	0	0	0	0	0	0	12.6	1.8	59.8	0	74.1	
Cars	0	1554	558	2112	0	0	0	0	0	0	0	0	984	147	4865	0	5996	8108
% Cars	0	98.7	98.9	98.7	0	0	0	0	0	0	0	0	94.8	98.7	98.4	0	97.8	98.1
Heavy Vehicles	0	21	6	27	0	0	0	0	0	0	0	0	54	2	78	0	134	161
% Heavy Vehicles	0	1.3	1.1	1.3	0	0	0	0	0	0	0	0	5.2	1.3	1.6	0	2.2	1.9

*** ALL VEHICLES PAGE ***

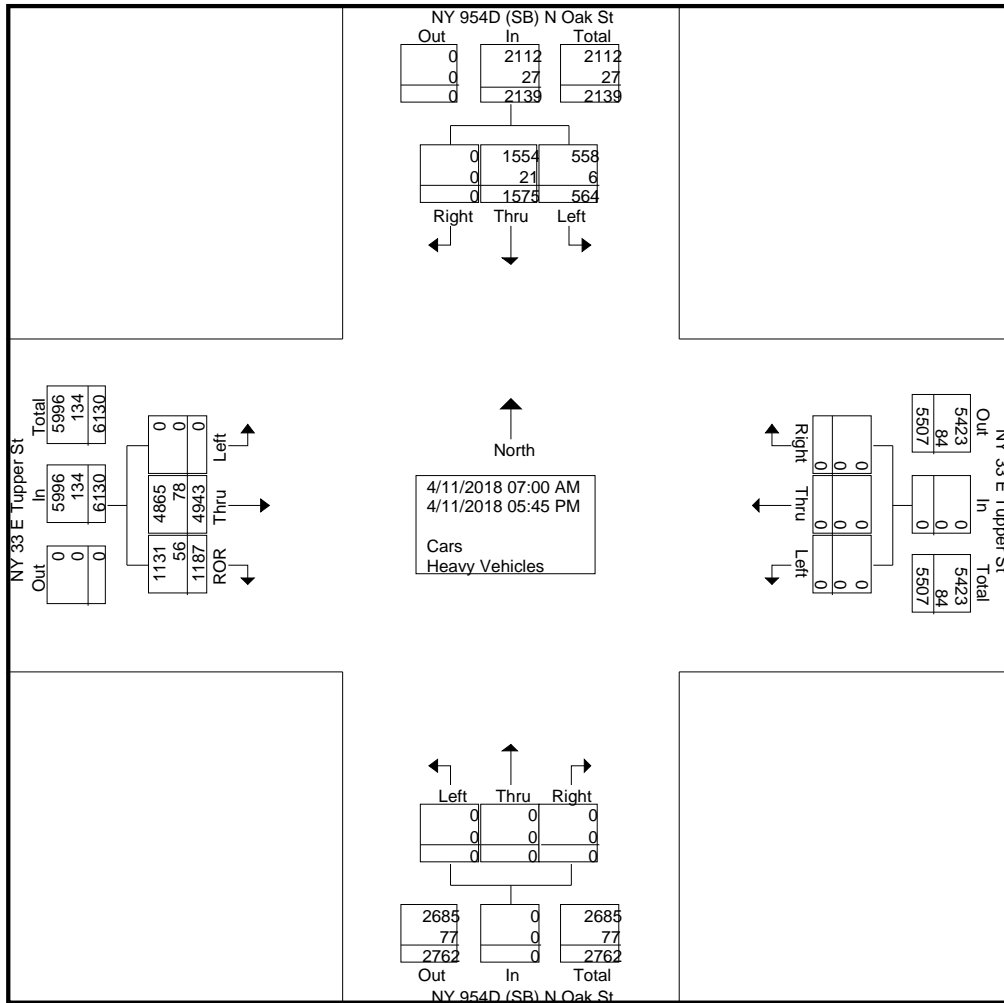
NYS Department of Transportation

100 Seneca Street
Buffalo, New York 14203

County / Town : Erie / Buffalo
Requested By : Dipak Shastri
Counted By : The Traffic Group
Count Hours : 7 - 9 AM & 3 - 6 PM

File Name : East Tupper St @ Oak

Site Code : 04111810
Start Date : 4/11/2018
Page No : 2



NYS Department of Transportation

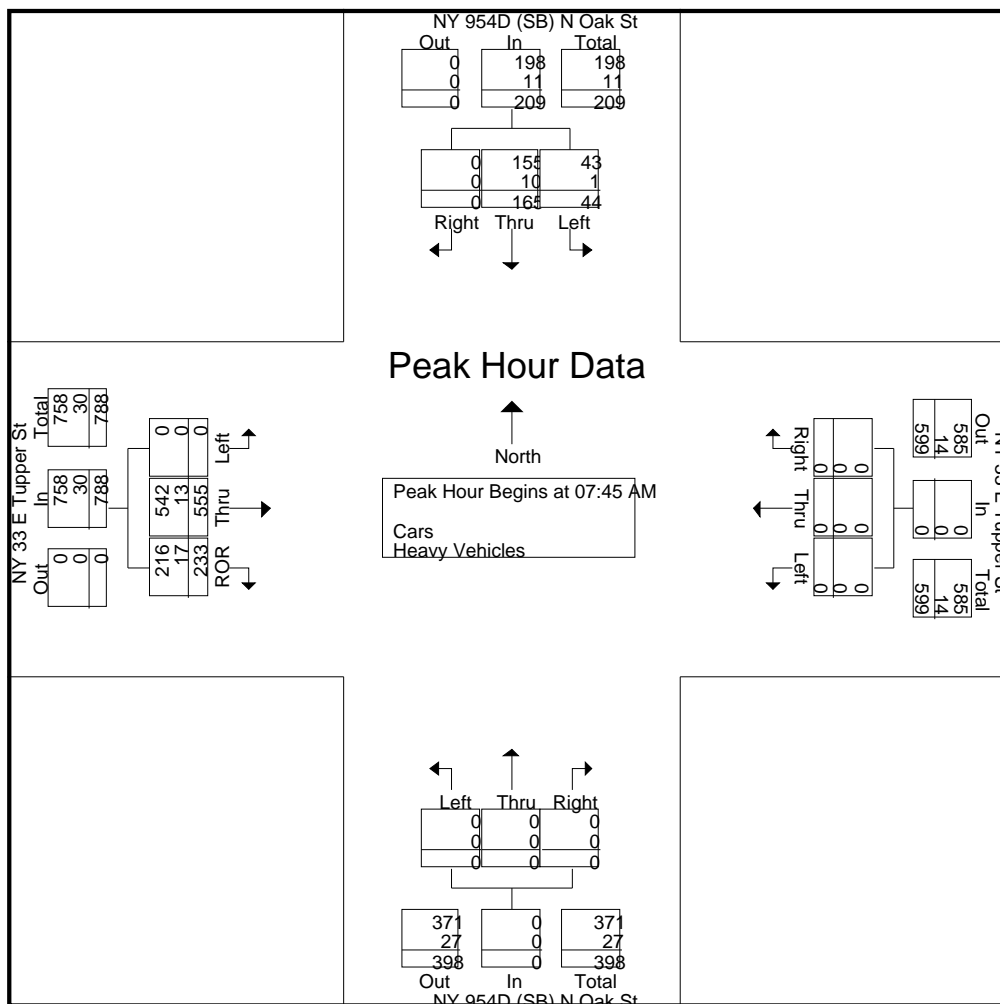
100 Seneca Street
Buffalo, New York 14203

County / Town : Erie / Buffalo
Requested By : Dipak Shastri
Counted By : The Traffic Group
Count Hours : 7 - 9 AM & 3 - 6 PM

File Name : East Tupper St @ Oak

Site Code : 04111810
Start Date : 4/11/2018
Page No : 3

Start Time	NY 954D (SB) N Oak St From North				NY 33 E Tupper St From East				NY 954D (SB) N Oak St From South				NY 33 E Tupper St From West				Int. Total		
	Right	Thru	Left	App. Total	Right	Thru	Left	App. Total	Right	Thru	Left	App. Total	Right	ROR	Thru	Left		App. Total	
Peak Hour Analysis From 07:00 AM to 08:45 AM - Peak 1 of 1																			
Peak Hour for Entire Intersection Begins at 07:45 AM																			
07:45 AM	0	50	13	63	0	0	0	0	0	0	0	0	0	46	6	157	0	209	272
08:00 AM	0	46	15	61	0	0	0	0	0	0	0	0	0	38	9	153	0	200	261
08:15 AM	0	39	8	47	0	0	0	0	0	0	0	0	0	56	4	116	0	176	223
08:30 AM	0	30	8	38	0	0	0	0	0	0	0	0	0	70	4	129	0	203	241
Total Volume	0	165	44	209	0	0	0	0	0	0	0	0	0	210	23	555	0	788	997
% App. Total	0	78.9	21.1		0	0	0		0	0	0		0	26.6	2.9	70.4	0		
PHF	.000	.825	.733	.829	.000	.000	.000	.000	.000	.000	.000	.000	.000	.750	.639	.884	.000	.943	.916
Cars	0	155	43	198	0	0	0	0	0	0	0	0	0	194	22	542	0	758	956
% Cars	0	93.9	97.7	94.7	0	0	0	0	0	0	0	0	0	92.4	95.7	97.7	0	96.2	95.9
Heavy Vehicles	0	10	1	11	0	0	0	0	0	0	0	0	0	16	1	13	0	30	41
% Heavy Vehicles	0	6.1	2.3	5.3	0	0	0	0	0	0	0	0	0	7.6	4.3	2.3	0	3.8	4.1



NYS Department of Transportation

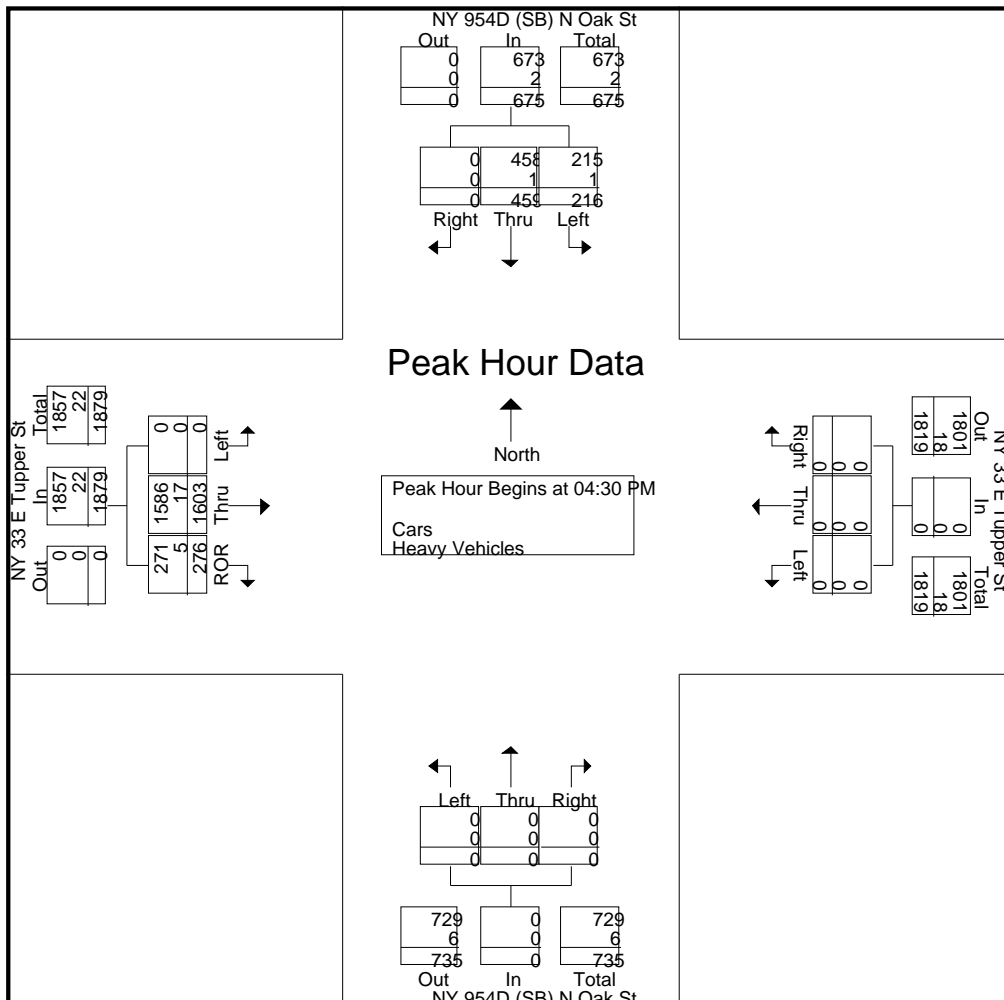
100 Seneca Street
Buffalo, New York 14203

County / Town : Erie / Buffalo
Requested By : Dipak Shastri
Counted By : The Traffic Group
Count Hours : 7 - 9 AM & 3 - 6 PM

File Name : East Tupper St @ Oak

Site Code : 04111810
Start Date : 4/11/2018
Page No : 4

Start Time	NY 954D (SB) N Oak St From North				NY 33 E Tupper St From East				NY 954D (SB) N Oak St From South				NY 33 E Tupper St From West					Int. Total
	Right	Thru	Left	App. Total	Right	Thru	Left	App. Total	Right	Thru	Left	App. Total	Right	ROR	Thru	Left	App. Total	
Peak Hour Analysis From 03:00 PM to 05:45 PM - Peak 1 of 1																		
Peak Hour for Entire Intersection Begins at 04:30 PM																		
04:30 PM	0	137	50	187	0	0	0	0	0	0	0	0	61	7	412	0	480	667
04:45 PM	0	107	48	155	0	0	0	0	0	0	0	0	57	15	386	0	458	613
05:00 PM	0	128	56	184	0	0	0	0	0	0	0	0	61	9	400	0	470	654
05:15 PM	0	87	62	149	0	0	0	0	0	0	0	0	56	10	405	0	471	620
Total Volume	0	459	216	675	0	0	0	0	0	0	0	0	235	41	1603	0	1879	2554
% App. Total	0	68	32		0	0	0		0	0	0		12.5	2.2	85.3	0		
PHF	.000	.838	.871	.902	.000	.000	.000	.000	.000	.000	.000	.000	.963	.683	.973	.000	.979	.957
Cars	0	458	215	673	0	0	0	0	0	0	0	0	230	41	1586	0	1857	2530
% Cars	0	99.8	99.5	99.7	0	0	0	0	0	0	0	0	97.9	100	98.9	0	98.8	99.1
Heavy Vehicles	0	1	1	2	0	0	0	0	0	0	0	0	5	0	17	0	22	24
% Heavy Vehicles	0	0.2	0.5	0.3	0	0	0	0	0	0	0	0	2.1	0	1.1	0	1.2	0.9



NYS Department of Transportation

100 Seneca Street
Buffalo, New York 14203

County / Town : Erie / Buffalo
Requested By : Dipak Shastri
Counted By : The Traffic Group
Count Hours : 7 - 9 AM & 3 - 6 PM

File Name : East Tupper St @ Oak

Site Code : 04111810
Start Date : 4/11/2018
Page No : 5

Groups Printed- Heavy Vehicles

Start Time	NY 954D (SB) N Oak St From North			NY 33 E Tupper St From East			NY 954D (SB) N Oak St From South			NY 33 E Tupper St From West				Int. Total
	Right	Thru	Left	Right	Thru	Left	Right	Thru	Left	Right	ROR	Thru	Left	
07:00 AM	0	0	0	0	0	0	0	0	0	1	0	1	0	2
07:15 AM	0	0	0	0	0	0	0	0	0	3	0	7	0	10
07:30 AM	0	0	0	0	0	0	0	0	0	5	0	6	0	11
07:45 AM	0	3	1	0	0	0	0	0	0	2	0	4	0	10
Total	0	3	1	0	0	0	0	0	0	11	0	18	0	33
08:00 AM	0	1	0	0	0	0	0	0	0	2	0	4	0	7
08:15 AM	0	4	0	0	0	0	0	0	0	5	0	3	0	12
08:30 AM	0	2	0	0	0	0	0	0	0	7	1	2	0	12
08:45 AM	0	2	1	0	0	0	0	0	0	6	0	2	0	11
Total	0	9	1	0	0	0	0	0	0	20	1	11	0	42
*** BREAK ***														
03:00 PM	0	2	0	0	0	0	0	0	0	3	0	18	0	23
03:15 PM	0	1	0	0	0	0	0	0	0	6	0	3	0	10
03:30 PM	0	1	1	0	0	0	0	0	0	5	1	2	0	10
03:45 PM	0	2	0	0	0	0	0	0	0	2	0	4	0	8
Total	0	6	1	0	0	0	0	0	0	16	1	27	0	51
04:00 PM	0	0	0	0	0	0	0	0	0	2	0	1	0	3
04:15 PM	0	1	0	0	0	0	0	0	0	0	0	2	0	3
04:30 PM	0	1	0	0	0	0	0	0	0	2	0	5	0	8
04:45 PM	0	0	0	0	0	0	0	0	0	1	0	6	0	7
Total	0	2	0	0	0	0	0	0	0	5	0	14	0	21
05:00 PM	0	0	0	0	0	0	0	0	0	1	0	1	0	2
05:15 PM	0	0	1	0	0	0	0	0	0	1	0	5	0	7
05:30 PM	0	1	1	0	0	0	0	0	0	0	0	0	0	2
05:45 PM	0	0	1	0	0	0	0	0	0	0	0	2	0	3
Total	0	1	3	0	0	0	0	0	0	2	0	8	0	14
Grand Total	0	21	6	0	0	0	0	0	0	54	2	78	0	161
Apprch %	0	77.8	22.2	0	0	0	0	0	0	40.3	1.5	58.2	0	
Total %	0	13	3.7	0	0	0	0	0	0	33.5	1.2	48.4	0	

*** HEAVY VEHICLES PAGE ***

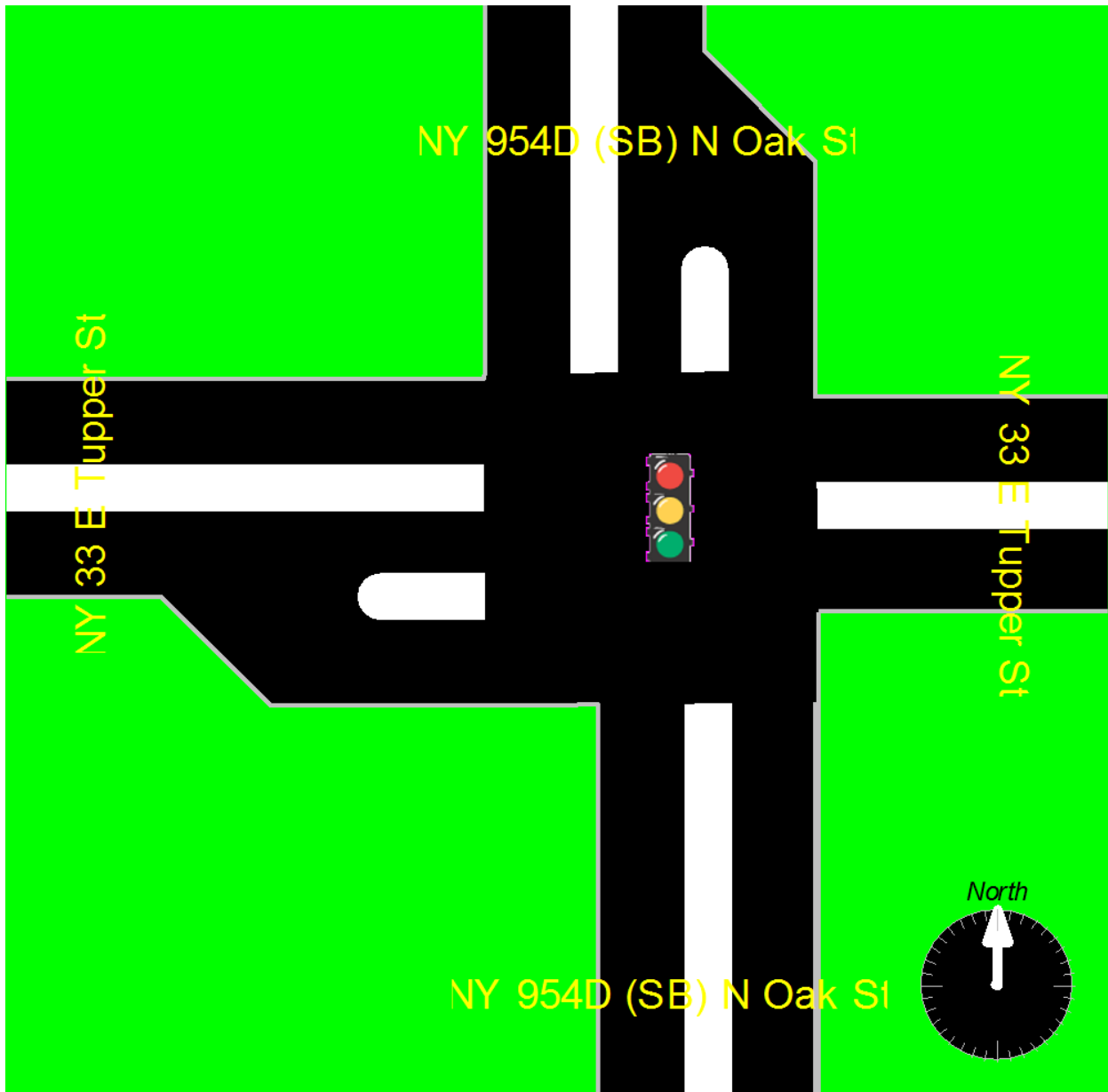
NYS Department of Transportation

100 Seneca Street
Buffalo, New York 14203

County / Town : Erie / Buffalo
Requested By : Dipak Shastri
Counted By : The Traffic Group
Count Hours : 7 - 9 AM & 3 - 6 PM

File Name : East Tupper St @ Oak

Site Code : 04111810
Start Date : 4/11/2018
Page No : 6



NYS Department of Transportation

100 Seneca Street
Buffalo, New York 14203

County / Town : Erie / Buffalo
Requested By : Dipak Shastri
Counted By : The Traffic Group
Count Hours : 7 - 9 AM & 3 - 6 PM

File Name : East Tupper St @ Oak

Site Code : 04111810
Start Date : 4/11/2018
Page No : 7

Groups Printed- Pedestrians

Start Time	NY 954D (SB) N Oak St From North	NY 33 E Tupper St From East	NY 954D (SB) N Oak St From South	NY 33 E Tupper St From West	Int. Total
	Pedestrians Crossing	Pedestrians Crossing	Pedestrians Crossing	Pedestrians Crossing	
07:00 AM	0	0	0	1	1
07:15 AM	1	0	0	0	1
*** BREAK ***					
07:45 AM	0	0	0	1	1
Total	1	0	0	2	3
*** BREAK ***					
08:45 AM	0	0	0	1	1
Total	0	0	0	1	1
*** BREAK ***					
03:00 PM	1	1	5	0	7
03:15 PM	0	0	0	1	1
03:30 PM	0	0	1	1	2
03:45 PM	0	0	1	0	1
Total	1	1	7	2	11
04:00 PM	1	1	1	0	3
04:15 PM	0	0	0	2	2
04:30 PM	0	0	0	1	1
04:45 PM	0	0	0	1	1
Total	1	1	1	4	7
05:00 PM	0	0	0	6	6
05:15 PM	0	0	1	2	3
05:30 PM	0	0	0	1	1
05:45 PM	0	0	0	1	1
Total	0	0	1	10	11
Grand Total	3	2	9	19	33
Apprch %	100	100	100	100	
Total %	9.1	6.1	27.3	57.6	

*** PEDESTRIANS PAGE ***

NYS Department of Transportation

100 Seneca Street
Buffalo, New York 14203

County / Town : Erie / Buffalo
Requested By : Dipak Shastri
Counted By : The Traffic Group
Count Hours : 7 - 9 AM & 3 - 6 PM

File Name : East Tupper St @ Ellicott

Site Code : 04111809
Start Date : 4/11/2018
Page No : 7

Groups Printed- Pedestrians

Start Time	NY 5 Ellicott St From North Pedestrians	E Tupper St From East Pedestrians	NY 5 Ellicott St From South Pedestrians	E Tupper St From West Pedestrians	Int. Total
07:00 AM	1	2	0	0	3
07:15 AM	0	6	1	1	8
07:30 AM	0	6	0	1	7
07:45 AM	1	12	2	3	18
Total	2	26	3	5	36
08:00 AM	5	13	2	5	25
08:15 AM	1	11	1	3	16
08:30 AM	4	6	1	4	15
08:45 AM	2	3	0	0	5
Total	12	33	4	12	61
*** BREAK ***					
03:00 PM	4	1	2	1	8
03:15 PM	0	3	3	1	7
03:30 PM	0	4	1	0	5
03:45 PM	1	2	1	1	5
Total	5	10	7	3	25
04:00 PM	1	5	1	3	10
04:15 PM	0	5	1	0	6
04:30 PM	0	5	1	7	13
04:45 PM	1	3	0	4	8
Total	2	18	3	14	37
05:00 PM	1	3	0	6	10
05:15 PM	1	8	1	2	12
05:30 PM	1	5	0	2	8
05:45 PM	0	3	0	0	3
Total	3	19	1	10	33
Grand Total	24	106	18	44	192
Apprch %	100	100	100	100	
Total %	12.5	55.2	9.4	22.9	

*** PEDESTRIANS PAGE ***

NYS Department of Transportation

100 Seneca Street
Buffalo, New York 14203

County / Town : Erie / Buffalo
Requested By : Dipak Shastri
Counted By : The Traffic Group
Count Hours : 7 - 9 AM & 3 - 6 PM

File Name : East Tupper St @ Elm

Site Code : 04111811
Start Date : 4/11/2018
Page No : 1

Groups Printed- Cars - Heavy Vehicles

Start Time	NY 954D (SB) Elm St From North				Ramp From East				NY 954D (SB) Elm St From South					NY 33 E Tupper St From West				Int. Total
	Right	Thru	Left	App. Total	Right	Thru	Left	App. Total	Right	ROR	Thru	Left	App. Total	Right	Thru	Left	App. Total	
07:00 AM	0	0	0	0	0	0	0	0	0	0	126	0	126	0	100	1	101	227
07:15 AM	0	0	0	0	0	0	0	0	0	0	162	0	162	0	122	1	123	285
07:30 AM	0	0	0	0	0	0	0	0	0	0	157	0	157	0	129	4	133	290
07:45 AM	0	0	0	0	0	0	0	0	0	0	155	0	155	0	169	1	170	325
Total	0	0	0	0	0	0	0	0	0	0	600	0	600	0	520	7	527	1127
08:00 AM	0	0	0	0	0	0	0	0	4	0	133	0	137	0	165	2	167	304
08:15 AM	0	0	0	0	0	0	0	0	0	0	126	0	126	0	124	2	126	252
08:30 AM	0	0	0	0	0	0	0	0	0	0	118	0	118	0	133	3	136	254
08:45 AM	0	0	0	0	0	0	0	0	0	0	148	0	148	0	117	3	120	268
Total	0	0	0	0	0	0	0	0	4	0	525	0	529	0	539	10	549	1078
*** BREAK ***																		
03:00 PM	0	0	0	0	0	0	0	0	12	0	64	0	76	0	299	1	300	376
03:15 PM	0	0	0	0	0	0	0	0	4	0	68	0	72	0	256	2	258	330
03:30 PM	0	0	0	0	0	0	0	0	13	1	78	0	92	0	319	2	321	413
03:45 PM	0	0	0	0	0	0	0	0	15	0	88	0	103	0	275	3	278	381
Total	0	0	0	0	0	0	0	0	44	1	298	0	343	0	1149	8	1157	1500
04:00 PM	0	0	0	0	0	0	0	0	32	4	80	0	116	0	428	3	431	547
04:15 PM	0	0	0	0	0	0	0	0	15	4	79	0	98	0	409	0	409	507
04:30 PM	0	0	0	0	0	0	0	0	19	1	80	0	100	0	460	1	461	561
04:45 PM	0	0	0	0	0	0	0	0	4	4	100	0	108	0	430	4	434	542
Total	0	0	0	0	0	0	0	0	70	13	339	0	422	0	1727	8	1735	2157
05:00 PM	0	0	0	0	0	0	0	0	14	1	98	0	113	0	464	2	466	579
05:15 PM	0	0	0	0	0	0	0	0	9	0	88	0	97	0	463	0	463	560
05:30 PM	0	0	0	0	0	0	0	0	8	0	88	0	96	0	342	0	342	438
05:45 PM	0	0	0	0	0	0	0	0	5	1	75	0	81	0	283	0	283	364
Total	0	0	0	0	0	0	0	0	36	2	349	0	387	0	1552	2	1554	1941
Grand Total	0	0	0	0	0	0	0	0	154	16	2111	0	2281	0	5487	35	5522	7803
Apprch %	0	0	0		0	0	0		6.8	0.7	92.5	0		0	99.4	0.6		
Total %	0	0	0		0	0	0		2	0.2	27.1	0	29.2	0	70.3	0.4	70.8	
Cars	0	0	0	0	0	0	0	0	154	16	2061	0	2231	0	5404	32	5436	7667
% Cars	0	0	0	0	0	0	0	0	100	100	97.6	0	97.8	0	98.5	91.4	98.4	98.3
Heavy Vehicles	0	0	0	0	0	0	0	0	0	0	50	0	50	0	83	3	86	136
% Heavy Vehicles	0	0	0	0	0	0	0	0	0	0	2.4	0	2.2	0	1.5	8.6	1.6	1.7

*** ALL VEHICLES PAGE ***

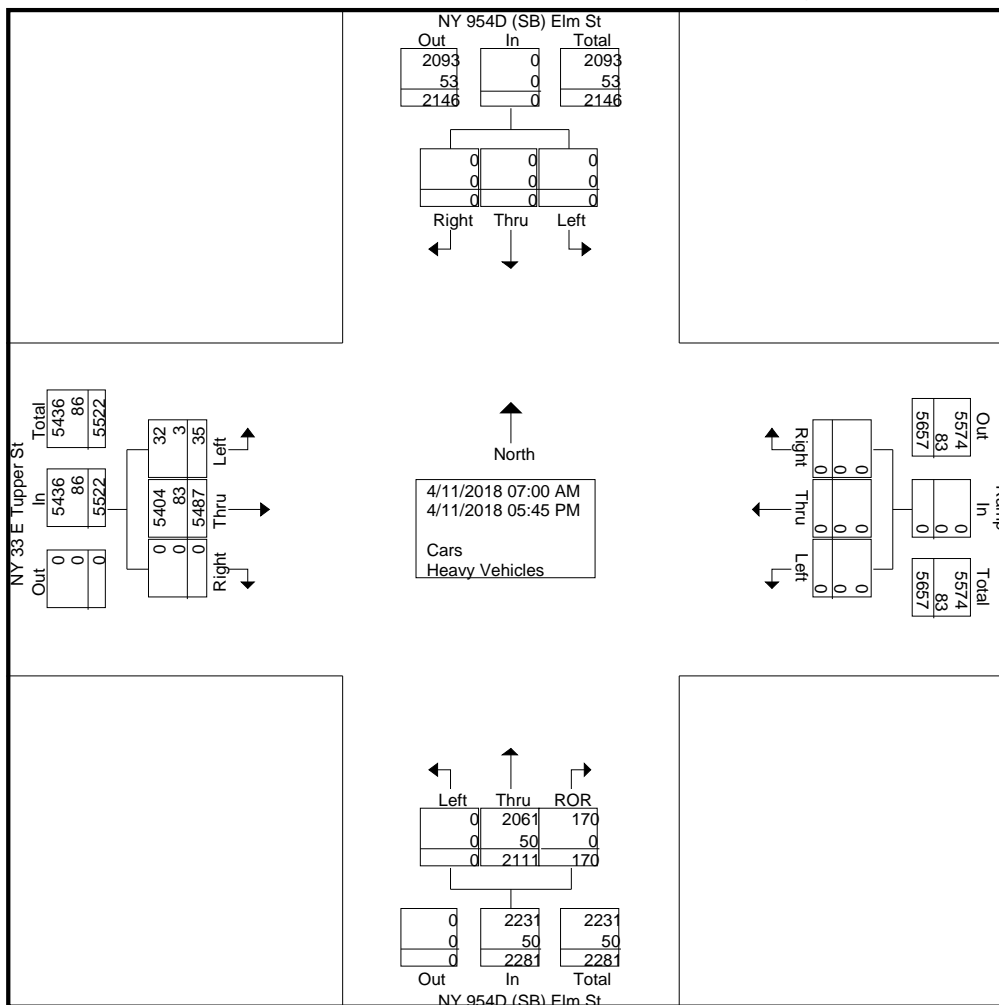
NYS Department of Transportation

100 Seneca Street
Buffalo, New York 14203

County / Town : Erie / Buffalo
Requested By : Dipak Shastri
Counted By : The Traffic Group
Count Hours : 7 - 9 AM & 3 - 6 PM

File Name : East Tupper St @ Elm

Site Code : 04111811
Start Date : 4/11/2018
Page No : 2



NYS Department of Transportation

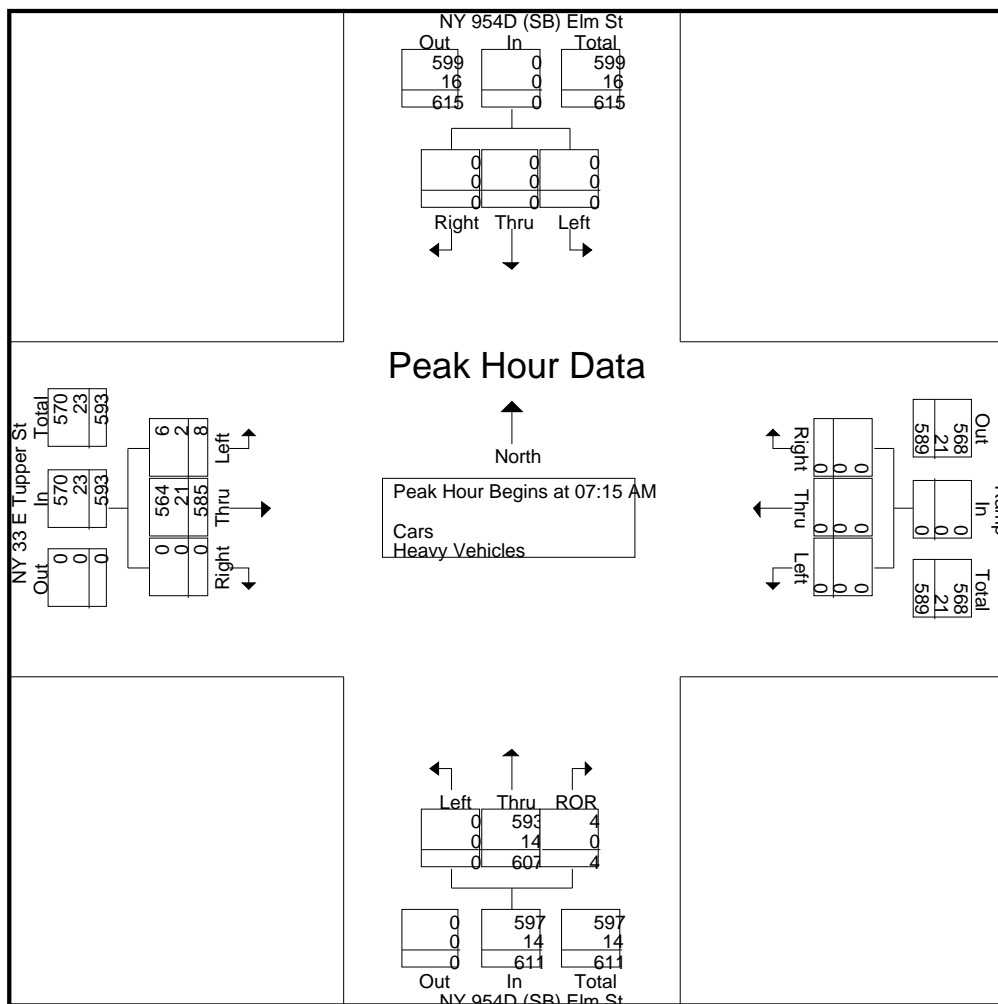
100 Seneca Street
Buffalo, New York 14203

County / Town : Erie / Buffalo
Requested By : Dipak Shastri
Counted By : The Traffic Group
Count Hours : 7 - 9 AM & 3 - 6 PM

File Name : East Tupper St @ Elm

Site Code : 04111811
Start Date : 4/11/2018
Page No : 3

Start Time	NY 954D (SB) Elm St From North				Ramp From East				NY 954D (SB) Elm St From South				NY 33 E Tupper St From West				Int. Total	
	Right	Thru	Left	App. Total	Right	Thru	Left	App. Total	Right	ROR	Thru	Left	App. Total	Right	Thru	Left		App. Total
Peak Hour Analysis From 07:00 AM to 08:45 AM - Peak 1 of 1																		
Peak Hour for Entire Intersection Begins at 07:15 AM																		
07:15 AM	0	0	0	0	0	0	0	0	0	0	162	0	162	0	122	1	123	285
07:30 AM	0	0	0	0	0	0	0	0	0	0	157	0	157	0	129	4	133	290
07:45 AM	0	0	0	0	0	0	0	0	0	0	155	0	155	0	169	1	170	325
08:00 AM	0	0	0	0	0	0	0	0	4	0	133	0	137	0	165	2	167	304
Total Volume	0	0	0	0	0	0	0	0	4	0	607	0	611	0	585	8	593	1204
% App. Total	0	0	0	0	0	0	0	0	0.7	0	99.3	0		0	98.7	1.3		
PHF	.000	.000	.000	.000	.000	.000	.000	.000	.250	.000	.937	.000	.943	.000	.865	.500	.872	.926
Cars	0	0	0	0	0	0	0	0	4	0	593	0	597	0	564	6	570	1167
% Cars	0	0	0	0	0	0	0	0	100	0	97.7	0	97.7	0	96.4	75.0	96.1	96.9
Heavy Vehicles	0	0	0	0	0	0	0	0	0	0	14	0	14	0	21	2	23	37
% Heavy Vehicles	0	0	0	0	0	0	0	0	0	0	2.3	0	2.3	0	3.6	25.0	3.9	3.1



NYS Department of Transportation

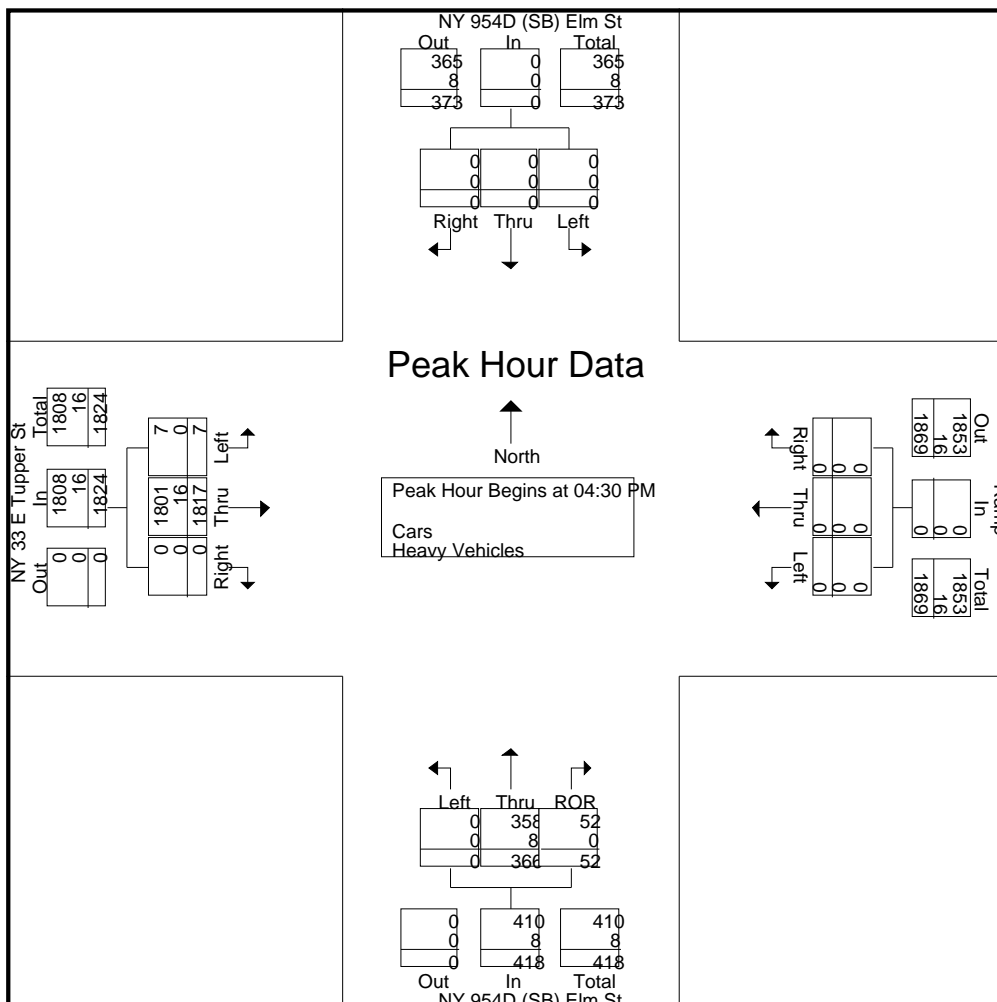
100 Seneca Street
Buffalo, New York 14203

County / Town : Erie / Buffalo
Requested By : Dipak Shastri
Counted By : The Traffic Group
Count Hours : 7 - 9 AM & 3 - 6 PM

File Name : East Tupper St @ Elm

Site Code : 04111811
Start Date : 4/11/2018
Page No : 4

Start Time	NY 954D (SB) Elm St From North				Ramp From East				NY 954D (SB) Elm St From South				NY 33 E Tupper St From West				Int. Total	
	Right	Thru	Left	App. Total	Right	Thru	Left	App. Total	Right	ROR	Thru	Left	App. Total	Right	Thru	Left		App. Total
Peak Hour Analysis From 03:00 PM to 05:45 PM - Peak 1 of 1																		
Peak Hour for Entire Intersection Begins at 04:30 PM																		
04:30 PM	0	0	0	0	0	0	0	0	19	1	80	0	100	0	460	1	461	561
04:45 PM	0	0	0	0	0	0	0	0	4	4	100	0	108	0	430	4	434	542
05:00 PM	0	0	0	0	0	0	0	0	14	1	98	0	113	0	464	2	466	579
05:15 PM	0	0	0	0	0	0	0	0	9	0	88	0	97	0	463	0	463	560
Total Volume	0	0	0	0	0	0	0	0	46	6	366	0	418	0	1817	7	1824	2242
% App. Total	0	0	0	0	0	0	0	0	11	1.4	87.6	0		0	99.6	0.4		
PHF	.000	.000	.000	.000	.000	.000	.000	.000	.605	.375	.915	.000	.925	.000	.979	.438	.979	.968
Cars	0	0	0	0	0	0	0	0	46	6	358	0	410	0	1801	7	1808	2218
% Cars	0	0	0	0	0	0	0	0	100	100	97.8	0	98.1	0	99.1	100	99.1	98.9
Heavy Vehicles	0	0	0	0	0	0	0	0	0	0	8	0	8	0	16	0	16	24
% Heavy Vehicles	0	0	0	0	0	0	0	0	0	0	2.2	0	1.9	0	0.9	0	0.9	1.1



NYS Department of Transportation

100 Seneca Street
Buffalo, New York 14203

County / Town : Erie / Buffalo
Requested By : Dipak Shastri
Counted By : The Traffic Group
Count Hours : 7 - 9 AM & 3 - 6 PM

File Name : East Tupper St @ Elm

Site Code : 04111811
Start Date : 4/11/2018
Page No : 5

Groups Printed- Heavy Vehicles

Start Time	NY 954D (SB) Elm St From North			Ramp From East			NY 954D (SB) Elm St From South				NY 33 E Tupper St From West			Int. Total
	Right	Thru	Left	Right	Thru	Left	Right	ROR	Thru	Left	Right	Thru	Left	
07:00 AM	0	0	0	0	0	0	0	0	2	0	0	1	0	3
07:15 AM	0	0	0	0	0	0	0	0	7	0	0	5	1	13
07:30 AM	0	0	0	0	0	0	0	0	2	0	0	6	1	9
07:45 AM	0	0	0	0	0	0	0	0	4	0	0	5	0	9
Total	0	0	0	0	0	0	0	0	15	0	0	17	2	34
08:00 AM	0	0	0	0	0	0	0	0	1	0	0	5	0	6
08:15 AM	0	0	0	0	0	0	0	0	0	0	0	3	0	3
08:30 AM	0	0	0	0	0	0	0	0	2	0	0	2	0	4
08:45 AM	0	0	0	0	0	0	0	0	5	0	0	3	0	8
Total	0	0	0	0	0	0	0	0	8	0	0	13	0	21
*** BREAK ***														
03:00 PM	0	0	0	0	0	0	0	0	2	0	0	18	0	20
03:15 PM	0	0	0	0	0	0	0	0	3	0	0	4	0	7
03:30 PM	0	0	0	0	0	0	0	0	3	0	0	3	1	7
03:45 PM	0	0	0	0	0	0	0	0	6	0	0	3	0	9
Total	0	0	0	0	0	0	0	0	14	0	0	28	1	43
04:00 PM	0	0	0	0	0	0	0	0	1	0	0	2	0	3
04:15 PM	0	0	0	0	0	0	0	0	3	0	0	2	0	5
04:30 PM	0	0	0	0	0	0	0	0	1	0	0	5	0	6
04:45 PM	0	0	0	0	0	0	0	0	2	0	0	5	0	7
Total	0	0	0	0	0	0	0	0	7	0	0	14	0	21
05:00 PM	0	0	0	0	0	0	0	0	1	0	0	1	0	2
05:15 PM	0	0	0	0	0	0	0	0	4	0	0	5	0	9
05:30 PM	0	0	0	0	0	0	0	0	0	0	0	2	0	2
05:45 PM	0	0	0	0	0	0	0	0	1	0	0	3	0	4
Total	0	0	0	0	0	0	0	0	6	0	0	11	0	17
Grand Total	0	0	0	0	0	0	0	0	50	0	0	83	3	136
Apprch %	0	0	0	0	0	0	0	0	100	0	0	96.5	3.5	
Total %	0	0	0	0	0	0	0	0	36.8	0	0	61	2.2	

*** HEAVY VEHICLES PAGE ***

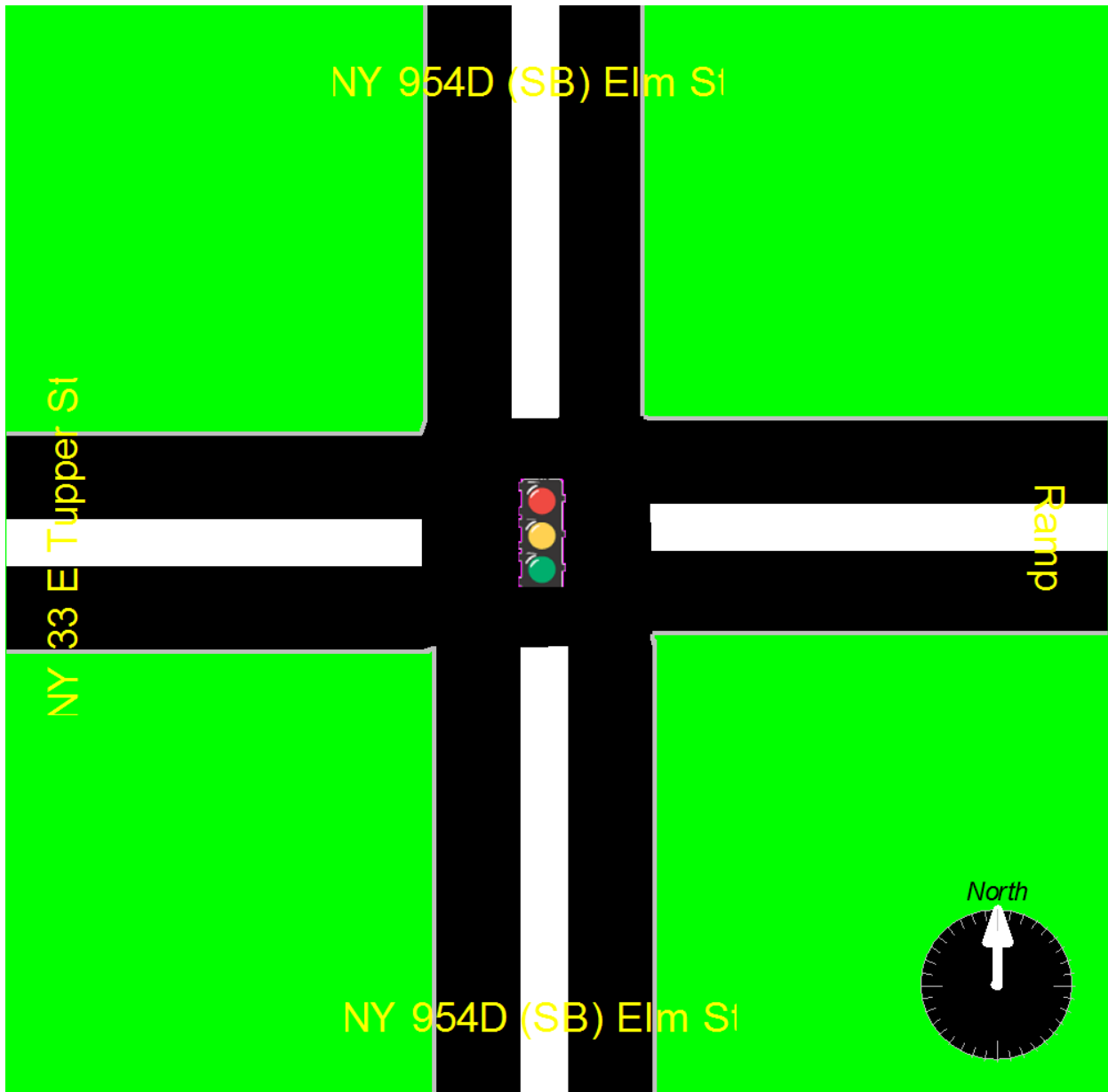
NYS Department of Transportation

100 Seneca Street
Buffalo, New York 14203

County / Town : Erie / Buffalo
Requested By : Dipak Shastri
Counted By : The Traffic Group
Count Hours : 7 - 9 AM & 3 - 6 PM

File Name : East Tupper St @ Elm

Site Code : 04111811
Start Date : 4/11/2018
Page No : 6



NYS Department of Transportation

100 Seneca Street
Buffalo, New York 14203

County / Town : Erie / Buffalo
Requested By : Dipak Shastri
Counted By : The Traffic Group
Count Hours : 7 - 9 AM & 3 - 6 PM

File Name : East Tupper St @ Elm

Site Code : 04111811
Start Date : 4/11/2018
Page No : 7

Groups Printed- Pedestrians

	NY 954D (SB) Elm St From North	Ramp From East	NY 954D (SB) Elm St From South	NY 33 E Tupper St From West	
Start Time	Pedestrians Crossing	Pedestrians Crossing	Pedestrians Crossing	Pedestrians Crossing	Int. Total
*** BREAK ***					
07:15 AM	0	0	0	1	1
*** BREAK ***					
Total	0	0	0	1	1
*** BREAK ***					
03:00 PM	1	0	0	1	2
*** BREAK ***					
Total	1	0	0	1	2
*** BREAK ***					
05:30 PM	0	1	0	0	1
05:45 PM	0	0	0	1	1
Total	0	1	0	1	2
Grand Total	1	1	0	3	5
Apprch %	100	100	0	100	
Total %	20	20	0	60	

*** PEDESTRIANS PAGE ***